ACCESSORIES

PRODUCT CATALOGUE 2016/2017

WE KEEP IT RUNNING

fluiconnecto by manuli

HOSE PROTECTIONS

fluiconnecto by manuli®

HOSE PROTECTIONS

PRODUCTS RANGE

Manuli Rubber Industries and Fluiconnecto by Manuli, thanks to the experience in the hydraulic fluid connectors sector, have developed a strong, easy to install, and high-tech hose protections range for hoses and piping.

Manuli hose protections are dedicated to heavy demanding applications and when the environment and safety policies are key factors to prevent injury, fluid jetting, abrasion or hose bundling. Hose protections reduce downtime and maintenance cost. The range meets all safety requirements of international specifications such as ISO, EN and SAE.

How to calculate quantity of protection spring:

L = (Hose OD / Spring ID) x (length of hose to be covered)

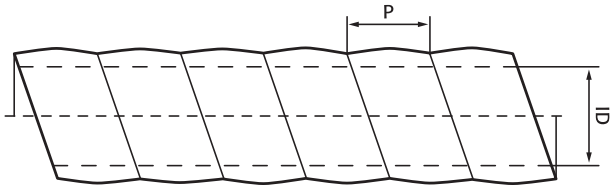

Manuli hose protections successful performances are the results of a severe material selection, technological and design studies, as well as laboratory tests. In particular, high-tech polyamide material is recommended for the most severe applications, assuring outstanding performance in flexibility, abrasion temperature and environment agents resistance.

In order to complete the offer, a textile clinch strap is available, a very useful tool for hose bundling and support to hang to the machine. The clinch strap is recommended for difficult and long hose assemblies installation applications, such as drilling machines, when protection from dangerous hose damage is requested.

The hose protections range includes the following product lines:

PROTECTION SPRINGS - PS

- black or yellow polyethylene, basic line spring guard
- service temperature: -40°C to +90°C; -40°F to +194°F
- recommended to protect hoses from abrasions and wearing with external parts in construction, agriculture and forestry machineries applications

MINING PROTECTION SPRINGS - MPS

- black with red lines, thermoplastic spring guard, MSHA (flame retardant) and FRAS (electrical antistaticity) approved
- service temperature: -40°C to +90°C; -40°F to +194°F
- recommended for severe mining applications, for both hose bundling and protections when high abrasion and tough environment condition resistance are requested

HT PROTECTION SPRINGS - HTPS

- black polyamide, high temperature line spring guard
- service temperature: -40°C to +120°C; -40°F to +248°F
- recommended for hoses proximity to hot surface when long durability, high temperature environment, flexibility and high abrasion resistance are requested.

TEXTILE SLEEVES - TSL

- black polyester, high abrasion resistance textile sleeve
- service temperature: -50°C to +100°C; -58°F to +212°F; temperature peaks up to +140°C / +284°F
- recommended to protect the environment from sudden fluid jetting (jetting-breaking) of the hydraulic hose and the hose from abrasion.

FIRE SLEEVES - FSL

- orange silicon sleeve with one braid of glass fibers
- service temperature: -60°C to + 260°C; -76°F to + 500°F
- recommended for hydraulic hose applications suffering for very high temperature sources and irradiation such as siderurgy, foundries, glassworks, railways industries.

HOSE PROTECTIONS

SUMMARY

PRODUCT LINE TYPE	KEY FEATURES						
	Material	Size (mm)	Colour	Temperature range	Specifications	Key properties	Page
PROTECTION SPRING **PS**	polyethilene	9 - 84	black or yellow	min -40 °C max +90 °C	Manuli® design	high flexibility, high abrasion resistance	83
MINING PROTECTION SPRING **MPS**	polyethilene (antistatic)	12 - 84	black with 2 red lines	min -40 °C max +90 °C	Manuli® design MSHA FRA \ISO 6805	high abrasion resistance, flame retardant and antistatic properties	84
HT PROTECTION SPRING **HTPS**	polyammide	10 - 60	black	min. -40 °C max +120 °C	Manuli® design MSHA	high temperature and abrasion resistance, very high flexibility, flame retardant	85
TEXTILE SLEEVE **TSL**	polyester fibers	18 - 110	black	min. -50 °C max +100 °C peaks +140 °C	Manuli® design MSHA FRAS MDG41	fluid energy diffusion, anti abrasive, flame retardant and antistatic properities	86
FIRE SLEEVE **FSL**	silicon sleeve with fiber glass braid	13 - 76	orange	min. -60 °C max +260 °C peaks +1500 °C	Manuli® design NFF16-101 and P92-507 (class FO and M2)	extreme heat resistance, extreme flexibility at low temperature	87
TEXTILE CLINCH STRAP **TCS**	polyester fibers	400 - 1500	black	min. -50 °C max +100 °C	Manuli® design MSHA FRAS	flame retardant and antistatic properties	88
ROUND METAL SPRING GUARD	metal	19 - 80	metal	-	-	protects from abrasion and accidental damage	89
HEAT PROTECTION SLEEVE	treated fiberglass braid with silicone varnish	16 - 35	black	"min -60° max +260°"	-	resistant to thermal shocks, aeging in hot environment, chemical and atmosphere agents	89
SINGLE LOOP SECUTITY STOCKING	metal	575 - 700	black	-	-	in case of hose failure, keeps the hose in original position reducing injury to passerbys	90
TWIN LOOP SECURITY STOCKING	metal	576 - 700	black	-	-	in case of hose failure, keeps the hose in original position reducing injury to passerbys	90

HOSE PROTECTIONS

PART NUMBERING SYSTEM

0 1 2 3 4 5 6 7 8 9 10 11 12 13

Root

DIGIT "0"

0 1 2 3 4 5 6 7 8 9 10 11 12 13

"J" letter always means Accessories

DIGIT "1"

0 1 2 3 4 5 6 7 8 9 10 11 12 13

"P" letter always means Protection

DIGIT "2"

0 1 2 3 4 5 6 7 8 9 10 11 12 13

The number stated in this position indicates the protection type

1 Spring
2 Sleeve
3 Clinch

DIGIT "3"

0 1 2 3 4 5 6 7 8 9 10 11 12 13

The number stated in this position indicates the material

1 Polyethilene
2 Polyammide
3 Polyester
4 Silicone

DIGIT "4"

0 1 2 3 4 5 6 7 8 9 10 11 12 13

The letter stated in this position indicates the color

B Black
Y Yellow
A Orange

DIGIT "5-6"

0 1 2 3 4 5 6 7 8 9 10 11 12 13

The numbers stated in these positions indicate the product family

01 Protection Spirng
02 Mining Protection Spring
03 HT Protection Spring
04 Light Protection Spring
05 Fire Sleeve
06 Textile Sleeve
10 Clinch

DIGIT "7-8-9"

0 1 2 3 4 5 6 7 8 9 10 11 12 13

The numbers stated in these positions indicate the inside diameter in mm

DIGIT "10-11-12-13"

0 1 2 3 4 5 6 7 8 9 10 11 12 13

These digits define marking technology and package type

fluiconnecto by manuli

PS
PROTECTION SPRING

STANDARD PART. REF. (*)	INSIDE DIAMETER (ID)		OUTER DIAMETER (OD)		WALL THICKNESS		BAND WIDTH (PITCH P)		WRAPPING RANGE		WEIGHT		STD. PACK TOTAL LENGTH	
	mm	inch	mm	inch	mm	inch	mm	inch	mm	inch	g/m	lb/ft	m	ft
JP11B01009E099	9,0	0,35	13,0	0,51	2,00	0,079	11,0	0,43	9-13	0,35-0,51	50	0,03	20	66
JP11B01012E099	12,0	0,47	16,5	0,65	2,25	0,089	13,0	0,51	12-17	0,47-0,67	60	0,04	20	66
JP11B01015E099	15,0	0,59	20,0	0,79	2,50	0,098	15,5	0,61	15-22	0,59-0,87	90	0,06	20	66
JP11B01019E099	19,0	0,75	24,5	0,96	2,75	0,108	19,0	0,75	19-28	0,75-1,10	150	0,10	20	66
JP11B01023E099	23,0	0,91	30,0	1,18	3,50	0,138	23,0	0,91	23-33	0,91-1,30	225	0,15	20	66
JP11B01031E099	30,5	1,20	39,0	1,54	4,25	0,167	29,0	1,14	30-44	1,20-1,73	350	0,24	20	66
JP11B01038E099	38,0	1,50	46,5	1,83	4,25	0,167	36,0	1,42	38-65	1,50-2,56	400	0,27	20	66
JP11B01047E099	47,0	1,85	58,0	2,28	5,50	0,217	39,5	1,56	47-70	1,85-2,76	600	0,40	20	66
JP11B01061E099	61,0	2,40	73,0	2,87	6,00	0,236	44,0	1,73	61-90	2,40-3,54	950	0,64	20	66
JP11B01071E099	70,5	2,78	84,5	3,33	7,00	0,276	51,0	2,01	70-150	2,78-5,90	1150	0,77	20	66
JP11B01084E099	84,0	3,31	99,0	3,90	7,50	0,295	56,0	2,20	84-200	3,31-7,87	1500	1,01	10	33

* Colours available: black (5th digit "B"), yellow (5th digit "Y").

KEY PERFORMANCE

High flexibility ▪ High abrasion resistance ▪ Water, oils, fuel and hydraulic fluids resistance ▪ Easy to install, no clamps needed ▪ High ozone and external agents resistance

MAIN APPLICATIONS
Hose abrasion protection and hose bundling.

MATERIAL
High density black polyethilene, rounded profile. Available in black or yellow colour

SERVICE TEMPERATURE RANGE
-40ºC / +90ºC
-40ºF / +194ºF

APPLICABLE SPECIFICATIONS
Manuli design.

MANULI BRAND
Embossed.

HOSE PROTECTIONS

SPRINGS

MPS

PROTECTION SPRING

STANDARD PART. REF. (*)	INSIDE DIAMETER (ID)		OUTER DIAMETER (OD)		WALL THICKNESS		BAND WIDTH (PITCH P)		WRAPPING RANGE		WEIGHT		STD. PACK TOTAL LENGTH	
	mm	inch	mm	inch	mm	inch	mm	inch	mm	inch	g/m	lb/ft	m	ft
JP11B02012E099	12,0	0,47	16,5	0,65	2,25	0,089	13,0	0,51	12-17	0,47-0,67	60	0,04	20	66
JP11B02015E099	15,0	0,59	20,0	0,79	2,50	0,098	15,5	0,61	15-22	0,59-0,87	90	0,06	20	66
JP11B02019E099	19,0	0,75	24,5	0,96	2,75	0,108	19,0	0,75	19-28	0,75-1,10	150	0,10	20	66
JP11B02023E099	23,0	0,91	30,0	1,18	3,50	0,138	23,0	0,91	23-33	0,91-1,30	225	0,15	20	66
JP11B02031E099	30,5	1,20	39,0	1,54	4,25	0,167	29,0	1,14	30-44	1,20-1,73	350	0,24	20	66
JP11B02038E099	38,0	1,50	46,5	1,83	4,25	0,167	36,0	1,42	38-65	1,50-2,56	400	0,27	20	66
JP11B02047E099	47,0	1,85	58,0	2,28	5,50	0,217	39,5	1,56	47-70	1,85-2,76	600	0,40	20	66
JP11B02061E099	61,0	2,40	73,0	2,87	6,00	0,236	44,0	1,73	61-90	2,40-3,54	950	0,64	20	66
JP11B02071E099	70,5	2,78	84,5	3,33	7,00	0,276	51,0	21	70-150	2,78-5,90	1150	0,77	20	66
JP11B02084E099	84,0	3,31	99,0	3,90	7,50	0,295	56,0	2,20	84-200	3,31-7,87	1500	1,01	10	33

KEY PERFORMANCE

Flame retardant and electrical antistaticity properties ▪ High flexibility ▪ High abrasion resistance ▪ Water, oils, fuel and hydraulic fluids resistance ▪ Easy to install, no clamps needed ▪ High visibility in field thanks to red central lines

MAIN APPLICATIONS
Hose abrasion protection and hose bundling in mining applications.

MATERIAL
High density black polyethilene (antistatic) with red lines, rounded profile.

SERVICE TEMPERATURE RANGE
-40ºC / +90ºC
-40ºF / +194ºF

APPLICABLE SPECIFICATIONS
MSHA, FRAS (flame retardant and antistatic - Australian mines), ISO 6805, Polish Safety "B" (in progress), BCS 174 (in progress), MA (Chinese mining approval in progress).

MANULI BRAND
Embossed.

fluiconnecto by manuli

HTPS

HT PROTECTION SPRING

STANDARD PART. REF. (*)	INSIDE DIAMETER (ID)		OUTER DIAMETER (OD)		WALL THICKNESS		BAND WIDTH (PITCH P)		WRAPPING RANGE		WEIGHT		STD. PACK TOTAL LENGTH	
	mm	inch	mm	inch	mm	inch	mm	inch	mm	inch	g/m	lb/ft	m	ft
JP12B03010I099	9,5	0,37	11,5	0,45	1,00	0,039	6,9	0,27	9-13	0,37-0,52	27	0,02	240	787
JP12B03013I099	12,7	0,50	16,3	0,64	1,80	0,071	13,0	0,51	13-17	0,50-0,67	45	0,03	240	787
JP12B03016I099	16,0	0,63	19,6	0,77	1,80	0,071	13,0	0,51	16-22	0,63-0,87	55	0,04	240	787
JP12B03019I099	19,0	0,75	23,6	0,93	2,30	0,091	16,0	0,63	19-28	0,75-1,10	100	0,07	240	787
JP12B03025I099	25,4	1,00	30,0	1,18	2,30	0,091	16,0	0,63	25-40	1,00-1,57	110	0,07	240	787
JP12B03028I099	28,0	1,10	35,2	1,39	3,60	0,142	25,0	0,98	28-48	1,10-1,89	225	0,15	120	394
JP12B03035I099	35,0	1,38	42,2	1,66	3,60	0,142	25,0	0,98	35-50	1,38-1,96	270	0,18	120	394
JP12B03050I099	50,0	1,97	60,0	2,36	5,00	0,197	35,0	1,38	50-70	1,96-2,76	540	0,36	60	197
JP12B03060I099	60,0	2,36	70,0	2,76	5,00	0,197	35,0	1,38	60-80	2,36-3,15	640	0,43	36	118

KEY PERFORMANCE

Very low bend radius ▪ High flexibility ▪ High temperature resistance ▪ High abrasion resistance ▪ Water, oils, fuel and hydraulic fluids resistance ▪ Easy to install, no clamps needed ▪ Flame retardant MSHA approved

MAIN APPLICATIONS
Hose abrasion protection and hose bundling.

MATERIAL
Black polyammide, rounded profile.

SERVICE TEMPERATURE RANGE
-40ºC / +120ºC
-40ºF / +248ºF

APPLICABLE SPECIFICATIONS
Manuli design, MSHA approved

MANULI BRAND
White ink-jet.

HOSE PROTECTIONS

SLEEVES

TSL

TEXTILE SLEEVE

STANDARD PART. REF.	INSIDE DIAMETER (ID)		EXTERNAL FLATTENED WIDTH		STD. PACK TOTAL LENGTH			
	mm	inch	mm	inch	mm	ft	kg	lb
JP23B06018I099	18	0,71	32	1,26	50	164	2,0	4,4
JP23B06023I099	23	0,91	40	1,57	50	164	2,2	4,8
JP23B06029I099	29	1,14	49	1,93	50	164	2,5	5,5
JP23B06036I099	36	1,42	56	2,20	50	164	3,0	6,6
JP23B06040I099	40	1,57	63	2,48	50	164	3,2	7,0
JP23B06056I099	56	2,20	88	3,46	50	164	4,0	8,8
JP23B06063I099	63	2,48	105	4,13	50	164	5,0	11,0
JP23B06071I099	71	2,80	115	4,53	50	164	5,5	12,1
JP23B06093I099	93	3,66	146	5,75	50	164	7,2	15,9
JP23B06110I099	110	4,33	176	6,93	50	164	8,5	18,7

KEY PERFORMANCE

High abrasion resistance ▪ Water, oils, fuel and hydraulic fluids resistance ▪ Easy to install with simple clamps to extremities ▪ Fluid energy diffusion in case of hose failure avoiding the direct jetting

MAIN APPLICATIONS
Suitable to protect assemblies from external agents and the sorrounding space from possible fluid jetting. Hose abrasion protection and hose bundling, where high flexibility and long durability are requested. Hose protections and low pressure hydraulic applications (e.g. pilot applications).

MATERIAL
Hard wearing resistance black woven polyester, manufactured from flame retardant yarn, complete with antistatic treatment.

SERVICE TEMPERATURE RANGE
-50ºC / +100ºC, peak +140ºC
-58ºF to +212ºF, peak +284ºF

APPLICABLE SPECIFICATIONS
MSHA (IC-213/04) and FRAS approvals, flame retardant and antistatic according to ISO 6805, compliant with safety requirements of MDG41 part 3.7.2.8 hose energy diffusion devices.

MANULI BRAND
White ink-jet.

FSL
FIRE PROTECTION SLEEVE

STANDARD PART. REF.	INSIDE DIAMETER (ID)		APPROXIMATE WALL THICKNESS		LINEAR WEIGHT		STD. PACK TOTAL LENGTH*	
	mm	inch	mm	inch	g/m	lb/ft	m	ft
JP24A05013I099	13,0	0,51	4,0	0,157	200	0,13	50	164,0
JP24A05016I099	16,0	0,63	4,0	0,157	220	0,15	50	164,0
JP24A05019I099	19,0	0,75	4,0	0,157	240	0,16	50	164,0
JP24A05022I099	22,0	0,87	4,0	0,157	260	0,17	50	164,0
JP24A05025I099	25,0	0,98	4,0	0,157	290	0,19	50	164,0
JP24A05032I099	32,0	1,26	4,0	0,157	380	0,26	50	164,0
JP24A05038I099	38,0	1,50	4,0	0,157	440	0,30	50	164,0
JP24A05045I099	45,0	1,77	4,0	0,157	490	0,33	25	82,0
JP24A05051I099	51,0	2,01	4,0	0,157	540	0,36	25	82,0
JP24A05064I099	64,0	2,52	4,0	0,157	680	0,46	20	65,6
JP24A05076I099	76,0	2,99	4,0	0,157	880	0,59	20	65,6

* The product can be supplied in one piece or more respecting the global length fixed per each box (the minimum length is over 10% the whole package quantity)

KEY PERFORMANCE

Extreme heat resistance ▪ Easy to install without clamps ▪ Designed to protect and insulate hydraulic hoses and bundle of hoses against attack of flames, projection of metals, melting glass, projection of vapours, etc. ▪ Excellent flexibility at low temperatures

MAIN APPLICATIONS
Hose protections from high external temperatures, heat irradiation (e.g. iron and steel industry, foundries, glassworks, shipbuilding, railways, etc.). Reflected or induced heat, projection of metal or melting glass, occasional very high temperatures. Cable protection.

MATERIAL
Orange silicone, inside 1 braid of glass fibers.

SERVICE TEMPERATURE RANGE
-60ºC to +260ºC, peaks 15 minutes 1100ºC, 1 minute 1500ºC
-76ºF to + 500ºF, peaks 15 minutes 2012ºF, 1 minute 2732ºF

APPLICABLE SPECIFICATIONS
Manuli design, classified FO and M2 as per NFF16-101 and P92-507 standard.

MANULI BRAND
White ink-jet.

HOSE PROTECTIONS

STRAPS

TCS

TEXTILE CLINCH STRAP

STANDARD PART. REF.	LENGTH (CIRCUMFERENCE OF HOSE BUNDLES)		STRIP WIDTH		STD. PACK QUANTITY		
	mm	inch	mm	inch	number of straps per package	kg	lb
JP33B10040T099	400	15,7	25	0,98	100	5,0	11,0
JP33B10080T099	800	31,5	25	0,98	100	6,0	13,2
JP33B10150T099	1500	59,1	25	0,98	100	7,5	16,5

KEY PERFORMANCE

High abrasion resistance ▪ Water, oils, fuel and hydraulic fluids resistance ▪ Easy to install ▪ Eyelet for hose bundling hanging purpose ▪ Metal buckle for a robust fastening in any environment

MAIN APPLICATIONS
Suitable for single or multiple hose bundling. Self-lubricating to reduce wear on hose and cables.

MATERIAL
Hard wearing resistance woven polyester, manufactured from dope-dyed flame retardant yarn, complete with antistatic treatment.

SERVICE TEMPERATURE RANGE
-50ºC to +100ºC / -58ºF to +212ºF

APPLICABLE SPECIFICATIONS
Manuli design, MSHA (ref. no. IC-213/04) and FRAS approvals. Certified fire resistant and antistatic according to AS 1334.9-82, BS 2050-78, NCB 245-85.

fluiconnecto by manuli

HOSE PROTECTIONS

ROUND METAL SPRING GUARD

PART NUMBER	INTERNAL DIAMETER	WIRE DIAMETER
	mm	mm
JP05-16	16	2
JP05-20	20	2
JP05-23	23	2
JP05-26	26	2,5
JP05-32	32	2,5
JP05-34	34	2,5
JP05-40	40	2,5
JP05-42	42	3
JP05-50	50	3
JP05-64	64	3
JP05-80	80	3

Features: *Hose cover protection from abrasion and accidental damage*

HEAT PROTECTION SLEEVE, UP TO 260 ºC

PART NUMBER	INTERNAL DIAMETER	WIRE DIAMETER
	mm	mm
JP0316	16	16,7
JP0320	20	20,8
JP0325	25	25,9
JP0330	30	31,2
JP0335	35	36,3

Features: *Resistant to thermal shocks, ageing in hot environment, chemical and atmosphere agents*

Temperature range: *-60...+260 ºC without flame, with peaks up to +300 ºC*

Material: *Treated fiberglass braid with silicone varnish*

Colour: *Black*

HOSE PROTECTIONS

STOCKINGS

SINGLE OFFSET LOOP SECURITY STOCKING

HOSE SHOULD BE PASSED THROUGH THE STOCKING BEFORE INSTALLATION

PART NUMBER	LENGTH	SAFE LOAD MAX.
	mm	kg
JS0157512	575	1200
JS0160518	605	1800
JS0165520	655	2000
JS0165525	655	2500
JS0166025	660	2500
JS0167534	675	3400
JS0167538	675	3400
JS0169038	690	3800
JS0170046	700	4600

TWIN LOOP SECURITY STOCKING

HOSE SHOULD BE PASSED THROUGH THE STOCKING BEFORE INSTALLATION

PART NUMBER	LENGTH	SAFE LOAD MAX.
	mm	kg
JS0257512	575	1200
JS0260518	605	1800
JS0265520	655	2000
JS0265525	655	2500
JS0266025	660	2500
JS0267534	675	3400
JS0267538	675	3400
JS0269038	690	3800
JS0270046	700	4600

INDUSTRIAL PRODUCTS

fluiconnecto by manuli

INDUSTRIAL PRODUCTS

HOSES

"RILSAN" POLYAMIDE HOSE TUBING FOR AIR BRAKE SYSTEMS

PART NUMBER	DESCRIPTION	PART NUMBER	DESCRIPTION
JG7426	RILSAN 2X04 NATURAL	JG5199	RILSAN 2X04 COLOR
JG14608	RILSAN 2,5X04 NATURAL	JG14589	RILSAN 2,5X04 COLOR
JG14605	RILSAN 2,7X04 NATURAL	JG14587	RILSAN 2,7X04 COLOR
JG14610	RILSAN 3X05 NATURAL	JG14591	RILSAN 3X05 COLOR
JG14611	RILSAN 3X06 NATURAL	JG14592	RILSAN 3X06 COLOR
JG7441	RILSAN 4X06 NATURAL	JG5200	RILSAN 4X06 COLOR
JG14612	RILSAN 5X07 NATURAL	JG14593	RILSAN 5X07 COLOR
JG7446	RILSAN 6X08 NATURAL	JG5201	RILSAN 6X08 COLOR
JG14913	RILSAN 7X10 NATURAL	JG14914	RILSAN 7X10 COLOR
JG14613	RILSAN 7,5X10 NATURAL	JG14594	RILSAN 7,5X10 COLOR
JG7452	RILSAN 8X10 NATURAL	JG5202	RILSAN 8X10 COLOR
JG14616	RILSAN 8X12 NATURAL	JG14597	RILSAN 8X12 COLOR
JG14619	RILSAN 9X12 NATURAL	JG14600	RILSAN 9X12 COLOR
JG7456	RILSAN 10X12 NATURAL	JG5204	RILSAN 10X12 COLOR
JG7457	RILSAN 10X14 NATURAL	JG5205	RILSAN 10X14 COLOR
JG14614	RILSAN 11X14 NATURAL	JG14595	RILSAN 11X14 COLOR
JG7459	RILSAN 12X14 NATURAL	JG5206	RILSAN 12X14 COLOR
JG14622	RILSAN 12X15 NATURAL	JG14603	RILSAN 12X15 COLOR
JG7422	RILSAN 12X16 NATURAL	JG5207	RILSAN 12X16 COLOR
JG14618	RILSAN 13X16 NATURAL	JG14599	RILSAN 13X16 COLOR
JG14615	RILSAN 14X18 NATURAL	JG14596	RILSAN 14X18 COLOR
JG14621	RILSAN 20X24 NATURAL	JG14602	RILSAN 20X24 COLOR
JG14623	RILSAN 20X25 NATURAL	JG14604	RILSAN 20X25 COLOR

"RILSAN" TUBE CUTTING TOOL

PART NUMBER	DESCRIPTION
JG22900	RILSAN CUTTING TOOL
JG30847	RILSAN BLADE CUTTING TOOL

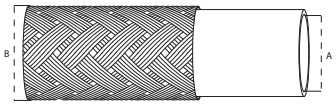

HOSE PTFE SMOOTH

CODE	DN	A	B	WP (bar)	BP(bar)
H90001006	6	6,71	9,35	224	672
H90001008	8	8,41	11,05	207	621
H90001010	10	10,29	13,44	183	552
H90001012	12	13,2	16,56	161	483
H90001016	16	16,61	19,76	114	345
H90001019	19	19,81	22,96	103	310
H90001025	25	26,11	29,26	80	241

TEMP. -70 °C +260 °C
W.P. +20 °C

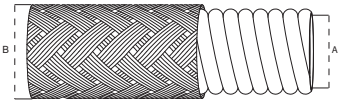

HOSE PTFE CONVOLUTED

CODE	DN	A	B	WP (bar)	BP(bar)
H90002006	6	6,2	9,4	172	517
H90002008	8	7,1	12,3	155	465
H90002010	10	9,5	13,4	138	414
H90002012	12	12,8	18,8	103	310
H90002016	16	15,9	22,1	83	248
H90002019	19	19	24,6	69	207
H90002025	25	25,4	32,8	46	138

TEMP. -70 °C +260 °C
W.P. +20 °C

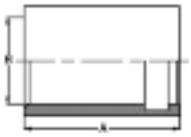

FERRULES FOR PTFE HOSES

CODE	A (mm)	B(mm)
JB012-04	28	11,2
JB012-05	32	13,5
JB012-06	32	15,4
JB012-08	34	20,2
JB012-10	35,7	25
JB012-12	39	28
JB012-16	47	37

TTM

GALVANIZED METAL BRAIDED HOSE

PART NUMBER	I.D.	O.D.	WP		BR	FERRULE
	mm	mm	bar	psi	mm	f/p
TTM-05	4,5	9,0	20	290	25	J 10 S
TTM-06	5,6	10,5	20	290	30	J 11 S
TTM-08	7,5	12,5	15	217	40	J 13 S
TTM-10	9,5	14,5	15	217	50	J 15 S
TTM-12	11,8	17,5	10	145	70	J 18 S
TTM-15	15,3	22,0	15	217	80	J 23 S
TTM-18	17,0	26,0	10	145	100	J 26,5 S

TTE

OUTER TEXTILE BRAIDED HOSE

PART NUMBER	I.D.	O.D.	WP		BR	FERRULE
	mm	mm	bar	psi	mm	f/p
TTE-03	3,2	7,0	10	145	40	J 9 S
TTE-05	5,0	10,0	10	145	50	J 10 S
TTE-06	6,0	11,0	10	145	60	J 11 S
TTE-08	8,0	13,0	10	145	65	J 13 S
TTE-10	10,0	15,0	10	145	75	J 14 S
TTE-12	11,5	17,5	10	145	70	J 17 S

COUPLINGS

RILSAN INSERT, BRASS

PART NUMBER	OUTER DIAMETER	LENGTH
	mm	mm
JG10530	2	10
JG10531	4	12
JG10532	6	15
JG10533	8	15
JG10534	8,5	15
JG10535	9	15
JG10536	10	15
JG10537	11,5	15,5
JG5216	12	16

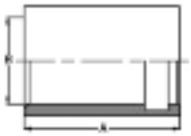

FERRULES FOR PTFE HOSES

CODE	A (mm)	B(mm)
JB012-04	28	11,2
JB012-05	32	13,5
JB012-06	32	15,4
JB012-08	34	20,2
JB012-10	35,7	25
JB012-12	39	28
JB012-16	47	37

J..S

FERRULE FOR TTM AND TTE HOSES

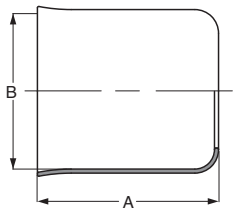

PART NUMBER	A	HOSE CORRESPONDENCE	
	mm		
J009S	9,0	-	TTE 03
J010S	10,0	TTM 05	TTE 05
J011S	11,0	TTM 06	TTE 06
J012S	12,0	-	-
J013S	13,0	TTM 08	TTE 08
J014S	14,0	-	TTE 10
J015S	15,0	TTM 10	-
J016S	16,0		
J017S	17,0	-	TTE 12
J018S	18,0	TTM 12	-
J019S	19,0	-	-
J020S	20,0	-	-
J022S	22,0	-	-
J023S	23,0	TTM 15	-
J024S	24,0	-	-
J265S	26,5	TTM 18	-
J028S	28,0	-	-
J305S	30,5	-	-
J033S	33,0	-	-

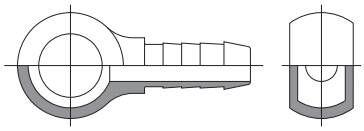

EB S

BANJO FITTING

PART NUMBER	
EB05-008S	
EB05-010S	
EB05-012S	
EB05-014S	
EB06-010S	
EB06-012S	
EB06-127S	
EB06-014S	
EB08-010S	
EB08-012S	
EB08-127S	
EB08-014S	
EB10-012S	
EB10-014S	
EB10-016S	
EB10-018S	
EB12-016S	
EB12-018S	
EB15-018S	
EB15-022S	

EL S

STANDPIPE FITTING

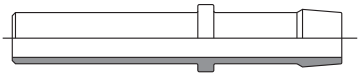

PART NUMBER	
EL04S	
EL05S	
EL06S	
EL08S	
EL10S	
EL12S	
EL14S	
EL15S	
EL16S	
EL18S	

EC S

60° CONE FITTING

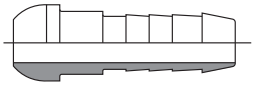

PART NUMBER	
EC05S	
EC06S	
EC08S	
EC10S	
EC12S	
EC15S	
EC18S	

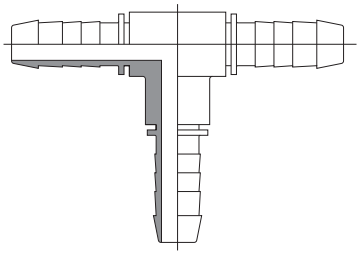

ET S

TEE FITTING

PART NUMBER	
ET05S	
ET06S	
ET08S	
ET10S	

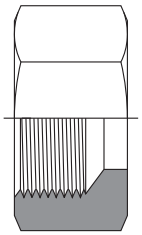

ET W

BSP THREAD (WHITWORTH) SWIVEL NUT

PART NUMBER	
ETW05-018	
ETW06-014	
ETW08-014	
ETW10-038	
ETW12-012	
ETW15-012	
ETW15-058	
ETW18-034	

JW0111

CLAW COUPLING WITH INSERT

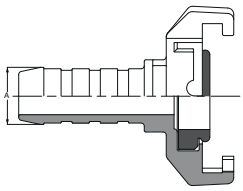

PART. REF.	A - HOSE BORE DN (MM)
JW0111-06	6
JW0111-07	7
JW0111-08	8
JW0111-09	9
JW0111-10	10
JW0111-11	11
JW0111-12	12
JW0111-16	16
JW0111-19	19
JW0111-22	22
JW0111-25	25
JW0111-31	31

JW0211

CLAW COUPLING WITH BSP TAPERED MALE THREAD

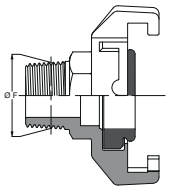

PART. REF.	THREAD SIZE BSP TAPERED MALE
JW0211-04	1/4" - 19 f/p
JW0211-06	3/8" - 19 f/p
JW0211-08	1/2" - 14 f/p
JW0211-12	3/4" - 14 f/p
JW0211-16	1" - 11 f/p
JW0211-20	1.1/4" - 11 f/p

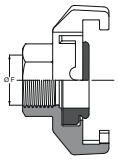

JW0211

CLAW COUPLING WITH BSP TAPERED FAMALE THREAD

PART. REF.	THREAD SIZE BSP TAPERED FAMALE
JW0211-04	1/4" - 19 f/p
JW0211-06	3/8" - 19 f/p
JW0211-08	1/2" - 14 f/p
JW0211-12	3/4" - 14 f/p
JW0211-16	1" - 11 f/p
JW0211-20	1.1/4" - 11 f/p

INDUSTRIAL PRODUCTS

CLAMPS

STEEL TWO-EARS CLAMP

INOX STEEL AWAILABLE ON REQUEST

PART NUMBER	TIGHTENING RANGE	BREADTH
	mm	mm
JC0100706	5 - 7	6
JC0100906	7 - 9	6
JC0101107	9 - 11	6,5
JC0101307	11 - 13	6,5
JC0101507	13 - 15	7
JC0101707	14 - 17	7
JC0101808	15 - 18	7,5
JC0102008	17 - 20	7,5
JC0102108	18 - 21	8
JC0102308	20 - 23	8
JC0102509	22 - 25	8,5
JC0102709	23 - 27	8,5
JC0102809	25 - 28	9
JC0103109	28 - 31	9
JC0103410	31 - 34	9,5
JC0103710	34 - 37	9,5
JC0104010	37 - 40	10
JC0104310	40 - 43	10
JC0104610	43 - 46	10

BOLT CLAMP, ZINC-PLATED STEEL

INOX STEEL AWAILABLE ON REQUEST

PART NUMBER	TIGHTENING RANGE	BREADTH
	mm	mm
JC0201918	17 - 19	18
JC0202218	20 - 22	18
JC0202518	23 - 25	23
JC0202821	26 - 28	23
JC0203121	29 - 31	23
JC0203521	32 - 35	23
JC0203922	36 - 39	23
JC0204322	40 - 43	23
JC0204722	44 - 47	23
JC0205122	48 - 51	23
JC0205522	52 - 55	23
JC0205922	56 - 59	23
JC0206322	60 - 63	23
JC0206722	64 - 67	23
JC0207322	68 - 73	23
JC0207922	74 - 79	23
JC0208522	80 - 85	23
JC0209122	86 - 91	23
JC0209722	92 - 97	23
JC0210322	98 - 103	23
JC0211222	104 - 112	23
JC0212122	113 - 121	23
JC0213024	122 - 130	30
JC0213924	131 - 140	30
JC0214824	140 - 148	30
JC0216124	149 - 161	30
JC0217424	162 - 174	30
JC0218724	175 - 187	30
JC0220024	188 - 200	30
JC0221324	201 - 213	30
JC0222624	214 - 227	30
JC0223924	227 - 239	30
JC0225224	240 - 252	30

FLANGE HEAD DIAMETER, MM

FLANGE SIZE	SAE		CATERPILLAR	KOMATSU
	3000 psi	*6000 psi*		
1/2″	30,2	31,7	31,7	-
5/8″	-	-	-	34
3/4″	38,1	41,3	41,5	-
1″	44,4	47,6	47,7	-
1.1/4″	50,8	54	54	-
1.1/2″	60,3	63,5	63,5	-
2″	71,4	79,4	79,4	-
2.1/2″	84	-	-	-
3″	101,6	-	-	-

SAE FLANGE MOUNTING

FLANGE SIZE	TORQUE, N·m		BOLT SIZE	
	3000 psi	*6000 psi*	*3000 psi*	*6000 psi*
1/2″	25	25	M8	M8
3/4″	49	49	M10	M10
1″	49	85	M10	M12
1.1/4″	85	135	M12	M14
1.1/2″	85	210	M12 (M14)	M16
2″	85	425	M12 (M14)	M20
2.1/2″	95	-	M12	-
3″	220	-	M16	-

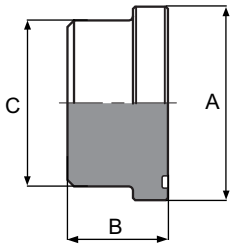

A403300

SAE FLANGE PLUG WITH GROOVE, 3000 PSI

A403600

SAE FLANGE PLUG WITH GROOVE, 6000 PSI

PART NUMBER	W.P.		SIZE	DIMENSIONS		
	psi	bar		A	B	C
A403300-08	3000	210	1/2″	30,2	15	24
A403300-12	3000	210	3/4″	38,1	16	31,5
A403300-16	3000	210	1″	44,4	18	38
A403300-20	3000	210	1.1/4″	50,8	18	43
A403300-24	3000	210	1.1/2″	60,3	18	50
A403300-32	3000	210	2″	71,4	18	62
A403600-08	6000	420	1/2″	31,7	19	24
A403600-12	6000	420	3/4″	41,3	22	31,8
A403600-16	6000	420	1″	47,6	26	38,1
A403600-20	6000	420	1.1/4″	54	31	44
A403600-24	6000	420	1.1/2″	63,5	34	51
A403600-32	6000	420	2″	79,4	41	67

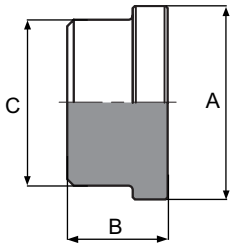

A518300

SAE FLANGE PLUG WITHOUT GROOVE, 3000 PSI

A518600

SAE FLANGE PLUG WITHOUT GROOVE, 6000 PSI

PART NUMBER	W.P.		SIZE	DIMENSIONS		
	psi	bar		A	B	C
A518300-08	3000	210	1/2″	30,2	15	24
A518300-12	3000	210	3/4″	38,1	16	31,5
A518300-16	3000	210	1″	44,4	18	38
A518300-20	3000	210	1.1/4″	50,8	18	43
A518300-24	3000	210	1.1/2″	60,3	18	50
A518300-32	3000	210	2″	71,4	18	62
A518600-08	6000	420	1/2″	31,7	19	24
A518600-12	6000	420	3/4″	41,3	22	31,8
A518600-16	6000	420	1″	47,6	26	38,1
A518600-20	6000	420	1.1/4″	54	31	44
A518600-24	6000	420	1.1/2″	63,5	34	51
A518600-32	6000	420	2″	79,4	41	67

INDUSTRIAL PRODUCTS

FLANGE ACCESSORIES

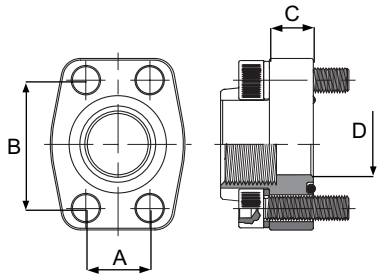

3000 PSI PORT ASSEMBLY FLANGE, BSP FEMALE

6000 PSI PORT ASSEMBLY FLANGE, BSP FEMALE

PART NUMBER	NOMINAL W.P.	W.P.	SIZE	DIMENSIONS				THREAD	BOLT SIZE
	psi	bar		A	B	C	D	BSP	
JG6628	3000	345	1/2″	17,5	38,1	16	13	1/2″ - 14	M8x30
JG6629	3000	345	3/4″	22,3	47,6	18	19	3/4″ - 14	M10x35
JG6630	3000	345	1″	26,2	52,4	18	22	1″ - 11	M10x35
JG6633	3000	250	1.1/4″	30,2	58,7	21	32	1.1/4″-11	M12x40
JG6634	3000	200	1.1/2″	35,7	69,9	25	38	1.1/2″-11	M14x45
JG6635	3000	200	2″	44	77,8	25	51	2″ - 11	M14x45
JG6661	6000	350	1/2″	18,2	40,5	16	13	1/2″ - 14	M8x30
JG6662	6000	350	3/4″	23,8	50,8	21	19	3/4″ -14	M10x35
JG6663	6000	350	1″	27,8	57,2	25	25	1″ - 11	M12x45
JG6664	6000	250	1.1/4″	31,8	66,6	27	32	1.1/4″-11	M14x50
JG6665	6000	250	1.1/2″	36,5	79,3	30	38	1.1/2″-11	M16x55
JG6666	6000	200	2″	44,5	96,8	37	51	2″ - 11	M20x70

FLANGE ACCESSORIES

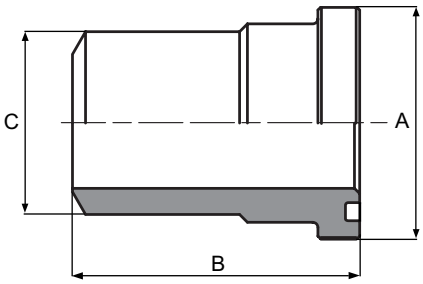

3000 PSI WELDABLE FLANGE HEAD WITH GROOVE

6000 PSI WELDABLE FLANGE HEAD WITH GROOVE

PART NUMBER	W.P.		SIZE	DIMENSIONS		
	psi	bar		A	B	C
JG5828	3000	210	1/2″	30,2	45	22
JG5831	3000	210	3/4″	38	50	28
JG5832	3000	210	1″	44,4	55	35
JG5834	3000	210	1.1/4″	50,8	60	43
JG5836	3000	210	1.1/2″	60,3	65	50
JG6608	3000	210	2″	71,4	70	62
JG6636	6000	420	1/2″	31,7	45	22
JG6637	6000	420	3/4″	41,3	50	28
JG5793	6000	420	1″	47,6	55	35
JG6638	6000	420	1.1/4″	54	60	44
JG6639	6000	420	1.1/2″	63,5	65	51
JG6640	6000	420	2″	79,4	70	65

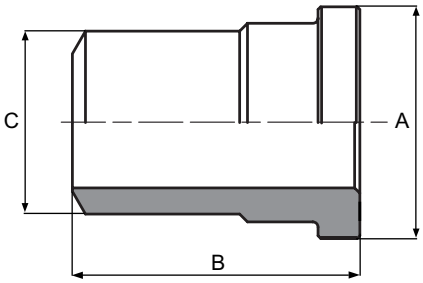

3000 PSI WELDABLE FLANGE HEAD WITHOUT GROOVE

6000 PSI WELDABLE FLANGE HEAD WITHOUT GROOVE

PART NUMBER	W.P.		SIZE	DIMENSIONS		
	psi	bar		A	B	C
JG5827	3000	210	1/2″	30,2	45	22
JG6609	3000	210	3/4″	38,1	50	28
JG5833	3000	210	1″	44,4	55	35
JG5794	3000	210	1.1/4″	50,8	60	43
JG6610	3000	210	1.1/2″	60,3	65	50
JG5792	3000	210	2″	71,4	70	62
JG6641	6000	420	1/2″	31,7	45	22
JG6642	6000	420	3/4″	41,3	50	28
JG6643	6000	420	1″	47,6	55	35
JG5803	6000	420	1.1/4″	54	60	44
JG6644	6000	420	1.1/2″	63,5	65	51
JG5804	6000	420	2″	79,4	70	65

INDUSTRIAL PRODUCTS

FLANGE ACCESSORIES

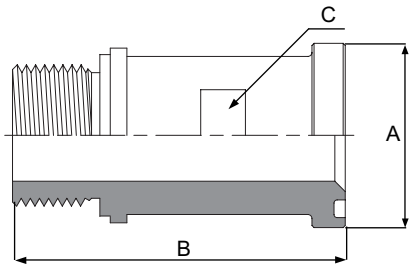

3000 PSI FLANGE HEAD WITH GROOVE, BSP MALE

6000 PSI FLANGE HEAD WITH GROOVE, BSP MALE

PART NUMBER	NOMINAL W.P.	W.P.	SIZE	DIMENSIONS			THREAD
	psi	bar		A	B	C	BSP
JG13577	3000	300	1/2″	30,2	60	19	1/2″ - 14
JG13578	3000	300	3/4″	38	60	27	3/4″ - 14
JG13579	3000	300	1″	44,4	65	32	1″ - 11
JG13580	3000	150	1.1/4″	50,8	70	38	1.1/4″-11
JG13581	3000	150	1.1/2″	60,3	75	46	1.1/2″ - 11
JG30131	3000	150	2″	71,4	80	55	2″ - 11
JG13582	6000	350	1/2″	31,8	60	19	1/2″ - 14
JG13583	6000	350	3/4″	39,5	60	27	3/4″ - 14
JG13584	6000	350	1″	47,6	65	32	1″ - 11
JG13587	6000	250	1.1/4″	54	70	38	1.1/4″ - 11
JG13592	6000	250	1.1/2″	63,5	80	46	1.1/2″ - 11
JG30132	6000	200	2″	79,4	85	60	2″ - 11

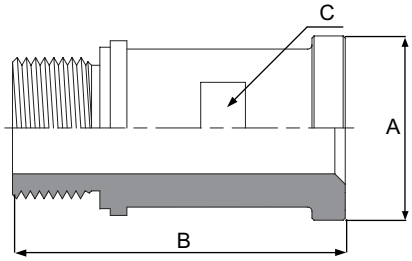

3000 PSI FLANGE HEAD WITHOUT GROOVE, BSP MALE

6000 PSI FLANGE HEAD WITHOUT GROOVE, BSP MALE

PART NUMBER	NOMINAL W.P.	W.P.	SIZE	DIMENSIONS			THREAD
	psi	bar		A	B	C	BSP
JG13594	3000	300	1/2″	30,2	60	19	1/2″ - 14
JG13595	3000	300	3/4″	38	60	27	3/4″ - 14
JG13596	3000	300	1″	44,4	65	32	1″-11
JG13597	3000	150	1.1/4″	50,8	70	38	1.1/4″ - 11
JG13598	3000	150	1.1/2″	60,3	75	46	1.1/2″ - 11
JG30130	3000	150	2″	71,4	80	55	2″ - 11
JG13599	6000	350	1/2″	31,8	60	19	1/2″ - 14
JG13600	6000	350	3/4″	39,5	60	27	3/4″ - 14
JG13601	6000	350	1″	47,6	65	32	1″ - 11
JG13603	6000	250	1.1/4″	54	70	38	1.1/4″ - 11
JG13604	6000	250	1.1/2″	63,5	80	46	1.1/2″ - 11
JG19542	6000	200	2″	79,4	85	60	2″ - 11

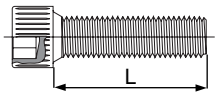

METRIC BOLT KIT (4 PCS.), 12.9 CLASS (DIN 912)

PART NUMBER	L	THREAD
	mm	METRIC
JG6623	25	M8x1,25
JG6657	30	M8x1,25
JG6624	30	M10x1,5
JG6625	35	M10x1,5
JG6626	35	M12x1,75

PART NUMBER	L	THREAD
	mm	METRIC
JG6670	45	M12x1,75
JG6627	40	M14x2
JG6671	50	M14x2
JG6658	55	M16x2
JG6660	70	M20x2,5

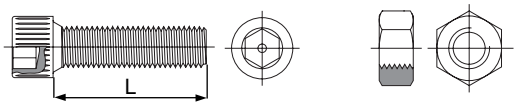

METRIC BOLT KIT, 4 PCS., 12.9 CLASS (DIN 912) WITH NUT KIT, 4 PCS., 8 CLASS (DIN 934)

PART NUMBER	L	THREAD
	mm	METRIC
JG6618	40	M8x1,25
JG6651	45	M8x1,25
JG6619	40	M10x1,5
JG6620	45	M10x1,5
JG6652	50	M12x1,75
JG6621	45	M12x1,75

PART NUMBER	L	THREAD
	mm	METRIC
JG6653	65	M12x1,75
JG6622	50	M14x2
JG6654	70	M14x2
JG6655	80	M16x2
JG6656	100	M20x2,5

INDUSTRIAL PRODUCTS

RIGID CONNECTIONS

METRIC STEEL PIPE (DIN 2391)
ZINC-PLATED METRIC STEEL PIPE (DIN 2391)
ALSO AVAILABLE IN STAINLESS STEEL

PART. REF.	PART. REF.	Outside diameter (O.D.)	Wall thickness	Max. DYNAMIC Working pressure	Max. STATIC Working pressure
P00450-6000	P00450-6000.Z	4	0,50	277	314
P00475-6000	P00475-6000.Z	4	0,75	415	472
P00410-6000	P00410-6000.Z	4	1,00	555	707
P00575-6000	P00575-6000.Z	5	0,75	332	377
P00510-6000	P00510-6000.Z	5	1,00	443	503
P00675-6000	P00675-6000.Z	6	0,75	294	334
P00610-6000	P00610-6000.Z	6	1,00	394	471
P00875-6000	P00875-6000.Z	8	0,75	294	334
P00810-6000	P00810-6000.Z	8	1,00	441	501
P00815-6000	P00815-6000.Z	8	1,50	436	530
P00820-6000	P00820-6000.Z	8	2,00	555	707
P01010-6000	P01010-6000.Z	10	1,00	249	283
P01015-6000	P01015-6000.Z	10	1,50	374	425
P01020-6000	P01020-6000.Z	10	2,00	499	566
P01025-6000	P01025-6000.Z	10	2,50	555	707
P01210-6000	P01210-6000.Z	12	1,00	207	236
P01215-6000	P01215-6000.Z	12	1,50	311	354
P01220-6000	P01220-6000.Z	12	2,00	394	472
P01410-6000	P01410-6000.Z	14	1,00	178	202
P01415-6000	P01415-6000.Z	14	1,50	267	303
P01420-6000	P01420-6000.Z	14	2,00	356	404
P01425-6000	P01425-6000.Z	14	2,50	445	506
P01510-6000	P01510-6000.Z	15	1,00	166	188
P01515-6000	P01515-6000.Z	15	1,50	249	283
P01520-6000	P01520-6000.Z	15	2,00	332	377
P01525-6000	P01525-6000.Z	15	2,50	415	472
P01530-6000	P01530-6000.Z	15	3,00	499	566
P01610-6000	P01610-6000.Z	16	1,00	155	177
P01615-6000	P01615-6000.Z	16	1,50	233	265
P01620-6000	P01620-6000.Z	16	2,00	311	354
P01625-6000	P01625-6000.Z	16	2,50	389	442
P01630-6000	P01630-6000.Z	16	3,00	467	531
P01818-6000	P01818-6000.Z	18	1,00	138	157
P01850-6000	P01850-6000.Z	18	1,50	207	236
P01820-6000	P01820-6000.Z	18	2,00	277	314
P01825-6000	P01825-6000.Z	18	2,50	346	393
P01830-6000	P01830-6000.Z	18	3,00	415	472
P02010-6000	P02010-6000.Z	20	1,00	124	141
P02015-6000	P02015-6000.Z	20	1,50	187	212
P02020-6000	P02020-6000.Z	20	2,00	249	283
P02025-6000	P02025-6000.Z	20	2,50	311	354
P02030-6000	P02030-6000.Z	20	3,00	374	425
P02035-6000	P02035-6000.Z	20	3,50	436	495
P02040-6000	P02040-6000.Z	20	4,00	499	566
P02210-6000	P02210-6000.Z	22	1,00	113	128
P02215-6000	P02215-6000.Z	22	1,50	170	193
P02220-6000	P02220-6000.Z	22	2,00	226	257
P02225-6000	P02225-6000.Z	22	2,50	283	322
P02230-6000	P02230-6000.Z	22	3,00	340	386
P02235-6000	P02235-6000.Z	22	3,50	397	450
P02240-6000	P02240-6000.Z	22	4,00	453	515
P02510-6000	P02510-6000.Z	25	1,00	99	113
P02515-6000	P02515-6000.Z	25	1,50	149	170
P02520-6000	P02520-6000.Z	25	2,00	199	228

If You wish to order a fitting/ ferrule/ adaptor in stainless, please add at the end of code **.SS**

fluiconnecto by manuli®

PART. REF.	PART. REF.	Outside diameter (O.D.)	Wall thickness	Max. DYNAMIC Working pressure	Max. STATIC Working pressure
P02525-6000	P02525-6000.Z	25	2,50	249	283
P02530-6000	P02530-6000.Z	25	3,00	267	303
P02535-6000	P02535-6000.Z	25	3,50	349	396
P02540-6000	P02540-6000.Z	25	4,00	399	453
P02545-6000	P02545-6000.Z	25	4,50	449	510
P02550-6000	P02550-6000.Z	25	5,00	499	566
P02810-6000	P02810-6000.Z	28	1,00	89	101
P02815-6000	P02815-6000.Z	28	1,50	133	151
P02820-6000	P02820-6000.Z	28	2,00	178	202
P02825-6000	P02825-6000.Z	28	2,50	222	253
P02830-6000	P02830-6000.Z	28	3,00	267	303
P02835-6000	P02835-6000.Z	28	3,50	311	354
P02840-6000	P02840-6000.Z	28	4,00	356	404
P02845-6000	P02845-6000.Z	28	4,50	401	455
P02850-6000	P02850-6000.Z	28	5,00	445	506
P03020-6000	P03020-6000.Z	30	2,00	166	188
P03025-6000	P03025-6000.Z	30	2,50	207	236
P03030-6000	P03030-6000.Z	30	3,00	249	283
P03035-6000	P03035-6000.Z	30	3,50	291	330
P03040-6000	P03040-6000.Z	30	4,00	332	377
P03045-6000	P03045-6000.Z	30	4,50	379	425
P03050-6000	P03050-6000.Z	30	5,00	415	472
P03060-6000	P03060-6000.Z	30	6,00	499	566
P03230-6000	P03230-6000.Z	32	3,00	-	263
P03520-6000	P03520-6000.Z	35	2,00	142	161
P03525-6000	P03525-6000.Z	35	2,50	178	202
P03530-6000	P03530-6000.Z	35	3,00	213	242
P03535-6000	P03535-6000.Z	35	3,50	249	283
P03540-6000	P03540-6000.Z	35	4,00	285	323
P03545-6000	P03545-6000.Z	35	4,50	320	364
P03550-6000	P03550-6000.Z	35	5,00	356	404
P03560-6000	P03560-6000.Z	35	6,00	427	485
P03820-6000	P03820-6000.Z	38	2,00	131	149
P03825-6000	P03825-6000.Z	38	2,50	164	186
P03830-6000	P03830-6000.Z	38	3,00	197	223
P03835-6000	P03835-6000.Z	38	3,50	229	261
P03840-6000	P03840-6000.Z	38	4,00	262	298
P03845-6000	P03845-6000.Z	38	4,50	295	335
P03850-6000	P03850-6000.Z	38	5,00	328	372
P03860-6000	P03860-6000.Z	38	6,00	394	447
P03870-6000	P03870-6000.Z	38	7,00	459	522
P04220-6000	P04220-6000.Z	42	2,00	118	134
P04230-6000	P04230-6000.Z	42	3,00	178	202
P04240-6000	P04240-6000.Z	42	4,00	237	269

O.D. - Pipe outside diameter
I.D. - Pipe inside diameter
T.P. - Test pressure
W.P. - Working pressure
B.P. - Burst pressure

Controls
All the tubes are systematically submitted to :
- a non-destructive Eddy Current test
- a visual inspection.

Finishing :
The tubes are square cut with the ends deburred internally and externally.
Moreover, a wide range of the St 37.4 (DIN 1630) tubes is available with a yellow electrolytically galvanized coating on the outside only to protect from corrosion.
The thickness of this protection is between 10 and 12 µ.
The St.37 tubes can be bent (U shaped) to a radius of 2.5 D mini.

Stocked lengths :
The carbon tubes are stocked in lengths of 6 meters (norm : 0 / + 10 mm) and plugged at each end.

Marking :
The tubes are longitudinally and continuously marked according to the norms.

Certificate :
A certificate giving chemical composition and mechanical test results can be supplied with each product upon request.

A421100

BITE RING, LIGHT TYPE (DIN 2353)

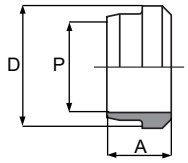

PART. REF.	WORKING PRESSURE	DIMENSIONS mm		
	W.P. (bar)	P	A	D
A421100-06-12	315	6,0	9,5	10,0
A421100-08-14	315	8,0	9,5	12,0
A421100-10-16	315	10,0	10,0	14,0
A421100-12-18	315	12,0	10,0	16,0
A421100-15-22	315	15,0	10,0	20,0
A421100-18-26	315	18,0	10,0	23,0
A421100-22-30	160	22,0	10,,5	27,0
A421100-28-36	160	28,0	11,0	33,0
A421100-35-45	160	35,0	13,0	41,0
A421100-42-52	160	42,0	13,0	48,0

If You wish to order a fitting/ ferrule/ adaptor in stainless, please add at the end of code **.SS**

A421100B4

BITE RING B4, LIGHT TYPE (DIN 2353)

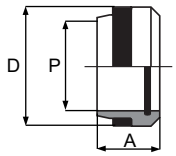

PART. REF.	WORKING PRESSURE	DIMENSIONS mm		
	W.P. (bar)	P	A	D
A421100-06-12B4	315	6,0	9,5	10,0
A421100-08-14B4	315	8,0	9,5	12,0
A421100-10-16B4	315	10,0	10,0	14,0
A421100-12-18B4	315	12,0	10,0	16,0
A421100-15-22B4	315	15,0	10,0	20,0
A421100-18-26B4	315	18,0	10,0	23,0
A421100-22-30B4	160	22,0	10,5	27,0
A421100-28-36B4	160	28,0	11,0	33,0
A421100-35-45B4	160	35,0	13,0	41,0
A421100-42-52B4	160	42,0	13,0	48,0

If You wish to order a fitting/ ferrule/ adaptor in stainless, please add at the end of code **.SS**

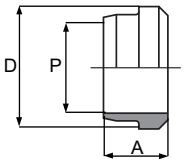

A421200

BITE RING, HEAVY TYPE (DIN 2353)

PART. REF.	WORKING PRESSURE	DIMENSIONS mm		
	W.P. (bar)	P	A	D
A421200-06-14	630	6,0	9,5	10,0
A421200-08-16	630	8,0	9,5	12,0
A421200-10-18	630	10,0	10,0	14,0
A421200-12-20	630	12,0	10,0	16,0
A421200-14-22	630	14,0	10,0	19,0
A421200-16-24	400	16,0	10,5	21,0
A421200-20-30	400	20,0	12,0	26,0
A421200-25-36	400	25,0	12,0	32,0
A421200-30-42	400	30,0	13,0	38,0
A421200-38-52	315	38,0	13,0	48,0

If You wish to order a fitting/ ferrule/ adaptor in stainless, please add at the end of code **.SS**

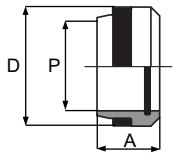

A421200B4

BITE RING B4, HEAVY TYPE (DIN 2353)

PART. REF.	WORKING PRESSURE	DIMENSIONS mm		
	W.P. (bar)	P	A	D
A421200-06-14B4	630	6,0	9,5	10,0
A421200-08-16B4	630	8,0	9,5	12,0
A421200-10-18B4	630	10,0	10,0	14,0
A421200-12-20B4	630	12,0	10,0	16,0
A421200-14-22B4	630	14,0	10,0	19,0
A421200-16-24B4	400	16,0	10,5	21,0
A421200-20-30B4	400	20,0	12,0	26,0
A421200-25-36B4	400	25,0	12,0	32,0
A421200-30-42B4	400	30,0	13,0	38,0
A421200-38-52B4	315	38,0	13,0	48,0

If You wish to order a fitting/ ferrule/ adaptor in stainless, please add at the end of code **.SS**

A421700

METRIC SLEEVE, FRENCH MILLIMETRIC TYPE

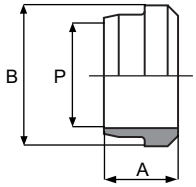

PART. REF.	WORKING PRESSURE	DIMENSIONS mm		
	W.P. (bar)	P	A	B
A421700-04-10	400	4,0	7,2	6,0
A421700-14-20	400	14,0	10,0	17,0
A421700-20-27	250	20,0	10,0	23,0
A421700-25-33	250	25,0	10,0	28,0
A421700-30-39	160	30,0	10,5	34,0
A421700-32-42	160	32,0	10,5	36,0
A421700-38-48	100	38,0	10,5	42,0

If You wish to order a fitting/ ferrule/ adaptor in stainless, please add at the end of code **.SS**

A431100

METRIC NUT, LIGHT TYPE (DIN 2353)

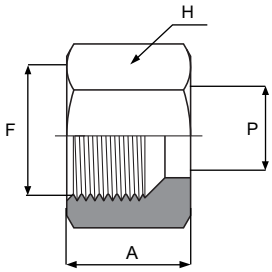

PART. REF.	THREADS	W.P.	DIMENSIONS mm		
	F (METR)	bar	P	A	H
A431100-06-12	M12x1,5	315	6,0	14,5	14
A431100-08-14	M14x1,5	315	8,0	14,5	17
A431100-10-16	M16x1,5	315	10,0	15,5	19
A431100-12-18	M18x1,5	315	12,0	15,5	22
A431100-15-22	M22x1,5	315	15,0	17,0	27
A431100-18-26	M26x1,5	315	18,0	18,0	32
A431100-22-30	M30x2,0	160	22,0	20,0	36
A431100-28-36	M36x2,0	160	28,0	21,0	41
A431100-35-45	M45x2,0	160	35,0	24,0	50
A431100-42-52	M52x2,0	160	42,0	24,0	60

If You wish to order a fitting/ ferrule/ adaptor in stainless, please add at the end of code **.SS**

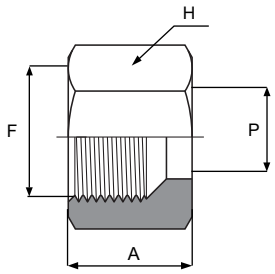

A431200

METRIC NUT, HEAVY TYPE (DIN 2353)

PART. REF.	THREADS	W.P.	DIMENSIONS mm		
	F (METR)	bar	P	A	H
A431200-06-14	M14x1,5	630	6,0	16,5	17
A431200-08-16	M16x1,5	630	8,0	16,5	19
A431200-10-18	M18x1,5	630	10,0	17,5	22
A431200-12-20	M20x1,5	630	12,0	17,5	24
A431200-14-22	M22x1,5	630	14,0	20,,5	27
A431200-16-24	M24x1,5	400	16,0	20,5	30
A431200-20-30	M30x2,0	400	20,0	24,0	36
A431200-25-36	M36x2,0	400	25,0	27,0	46
A431200-30-42	M42x2,0	400	30,0	29,0	50
A431200-38-52	M52x2,0	315	38,0	32,5	60

If You wish to order a fitting/ ferrule/ adaptor in stainless, please add at the end of code **.SS**

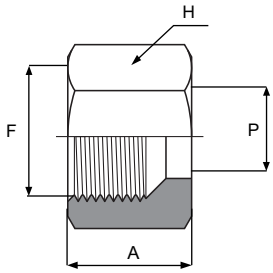

A431700

METRIC NUT, FRENCH MILLIMETRIC TYPE

PART. REF.	THREADS	DIMENSIONS mm			W.P.
	F (METR)	P	A	H	bar
A431700-04-10	M10x1,0	4,0	12,0	12	400
A431700-06-12	M12x1,0	6,0	15,5	17	400
A431700-14-20	M20x1,5	14,0	17,0	27	400
A431700-18-27	M27x1,5	18,0	20,0	32	250
A431700-20-27	M27x1,5	20,0	24,5	36	250
A431700-25-33	M33x1,5	25,0	20,5	41	250
A431700-30-39	M39x1,5	30,0	21,5	46	160
A431700-32-42	M42x1,5	32,0	23,5	50	160
A431700-38-48	M48x1,5	38,0	24,5	60	160

If You wish to order a fitting/ ferrule/ adaptor in stainless, please add at the end of code **.SS**

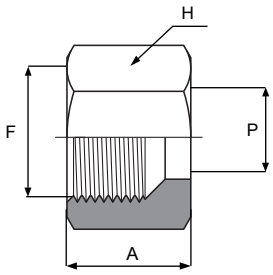

A431800

METRIC NUT, FRENCH GAZ TYPE

PART. REF.	THREADS	DIMENSIONS mm			W.P.
	F (METR)	P	A	H	bar
A431800-13-20H24	M20x1,5	13,25	17,0	24	400
A431800-13-20H27	M20x1,5	13,25	17,0	27	400
A431800-17-24	M24x1,5	16,75	18,0	30	400
A431800-21-30	M30x1,5	21,25	20,5	36	250
A431800-27-36	M36x1,5	26,75	21,5	46	250
A431800-33-45	M45x1,5	33,5	23,5	55	160
A431800-42-52	M52x1,5	42,25	24,5	65	100
A431800-49-58	M58x2,0	48,25	26,0	70	100

If You wish to order a fitting/ ferrule/ adaptor in stainless, please add at the end of code **.SS**

INDUSTRIAL PRODUCTS

RIGID CONNECTIONS

SINGLE STANDARD CLAMPS (DIN 3015)

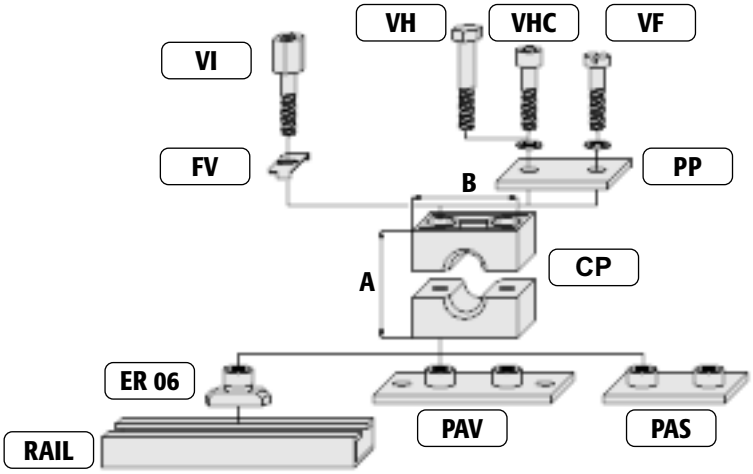

MODULE	Plastic part (AND) CP – Polypropylene jaws				Steel base (AND) PAV (OR) PAS – Bolt-on base plate		Weld-on base plate		Intermediary parts (if needed) (AND) FV – Screw lock washer		VI – Intermediary screw	
	Reference	Code (diameter)	A mm	B mm	Reference	Code	Reference	Code	Reference	Code	Reference	Code
1	JD21124	CP 06	26,0	34,0	JG21147	PAV 01	JG21153	PAS 01	JG44790	FV	JG21165	VI 06 x 20
	JD21125	CP 08	26,0	34,0								
	JD21126	CP 10	26,0	34,0								
	JD21127	CP 12	26,0	34,0								
2	JD21128	CP 13	33,0	40,0	JG21148	PAV 02	JG21154	PAS 02	JG44790	FV	JG21166	VI 06 x 25
	JD21129	CP 14	33,0	40,0								
	JD21130	CP 15	33,0	40,0								
	JD21131	CP 16	33,0	40,0								
	JD21132	CP 17	33,0	40,0								
	JD21133	CP 18	33,0	40,0								
3	JD5404	CP 19	37,0	48,0	JG21149	PAV 03	JG21155	PAS 03	JG44790	FV	JG21167	VI 06 x 30
	JD21134	CP 20	37,0	48,0								
	JD21135	CP 21	37,0	48,0								
	JD21136	CP 22	37,0	48,0								
	JD21137	CP 25	37,0	48,0								
4	JD21138	CP 27	42,0	57,0	JG21150	PAV 04	JG21156	PAS 04	JG44790	FV	JG21168	VI 06 x 35
	JD21139	CP 28	42,0	57,0								
	JD21140	CP 30	42,0	57,0								
5	JD21141	CP 32	58,0	70,0	JG21151	PAV 05	JG21157	PAS 05	JG44790	FV	JG21169	VI 06 x 50
	JD21142	CP 33	58,0	70,0								
	JD21143	CP 35	58,0	70,0								
	JD21144	CP 38	58,0	70,0								
	JD5365	CP 40	58,0	70,0								
	JD21145	CP 42	58,0	70,0								
6	JD21146	CP 48	66,0	86,0	JG21152	PAV 06	JG21158	PAS 06	JG44790	FV	JG21170	VI 06 x 60

fluiconnecto by manuli

Cover		AND	Fixing screws					
PP			VF	OR	VH	OR	VHC	
Covering plate			Slot-head screw (DIN 84)		Hex-head screw (DIN 931)		Allen head screw (DIN 912)	
Reference	*Code*		*Reference*	*Code*	*Reference*	*Code*	*Reference*	*Code*
JG21171	PP 01		JG21177	VF 06x20 *10	JG21183	VH 06x30 *10	JG21189	VHC 06x20 *10
JG21172	PP 02		JG21178	VF 06x25 *10	JG21184	VH 06x35 *10	JG21190	VHC 06x25 *10
JG21173	PP 03		JG21179	VF 06x30 *10	JG21185	VH 06x40 *10	JG21191	VHC 06x30 *10
JG21174	PP 04		JG21180	VF 06x35 *10	JG21186	VH 06x45 *10	JG21192	VHC 06x35*10
JG21175	PP 05		JG21181	VF 06x50 *10	JG21187	VH 06x60	JG21193	VHC 06x50 *10
JG21176	PP 06		JG21182	VF 06x60 *10	JG21188	VH 06x70	JG21194	VHC 06x60*10

INDUSTRIAL PRODUCTS

RIGID CONNECTIONS

SINGLE CLAMPS, HEAVY TYPE (DIN 3015)

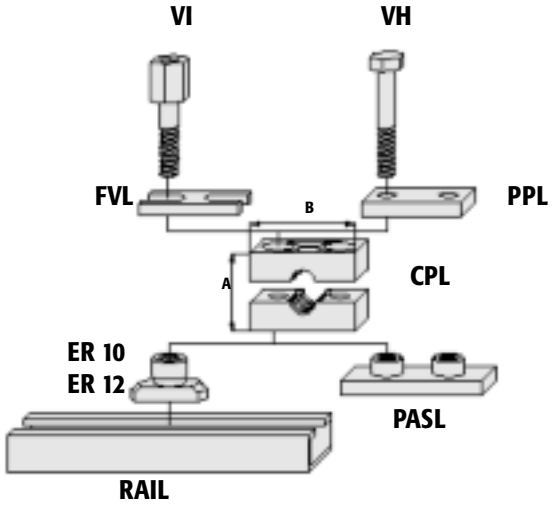

MODULE	Polypropylene jaws				AND Weld on base plate		AND Screw lock washer		AND Intermediary screw		OR Intermediary screw		AND Hex-head screw DIN 931	
	Reference	*Code*	*A*	*B*	*Reference*	*Code*	*Reference*	*Code*	*Reference*	*Code*	*Reference*	*Code*	*Reference*	*Code*
1	JD21240	CPL 06	55,0	32,0	JG21279	PASL 01	JG21289	FVL 01	JG21299	VI 10x26	JG21309	PPL 01	JG21319	VH 10x45
	JD21241	CPL 08	55,0	32,0										
	JD21242	CPL 10	55,0	32,0										
	JD21243	CPL 12	55,0	32,0										
	JD21244	CPL 13	55,0	32,0										
	JD21245	CPL 14	55,0	32,0										
	JD21246	CPL 15	55,0	32,0										
	JD21247	CPL 16	55,0	32,0										
	JD21248	CPL 17	55,0	32,0										
	JD21249	CPL 18	55,0	32,0										
2	JD21250	CPL 20	70,0	48,0	JG21280	PASL 02	JG21290	FVL 02	JG21300	VI 10x41	JG21310	PPL 02	JG21320	VH 10x60
	JD21251	CPL 21	70,0	48,0										
	JD21252	CPL 22	70,0	48,0										
	JD21329	CPL 25	70,0	48,0										
	JD21253	CPL 27	70,0	48,0										
	JD21254	CPL 28	70,0	48,0										
	JD21255	CPL 30	70,0	48,0										
3	JD21256	CPL 33	85,0	60,0	JG21281	PASL 03	JG21291	FVL 03	JG21301	VI 10x52	JG21311	PPL 03	JG21321	VH 10x70
	JD21257	CPL 35	85,0	60,0										
	JD21258	CPL 38	85,0	60,0										
	JD21259	CPL 40	85,0	60,0										
	JD21260	CPL 42	85,0	60,0										

fluiconnecto by manuli®

MODULE	Polypropylene jaws				AND		AND		AND		OR		AND	
					Weld on base plate		Screw lock washer		Intermediary screw		Intermediary screw		Hex-head screw DIN 931	
	Reference	*Code*	*A mm*	*B mm*	*Reference*	*Code*	*Reference*	*Code*	*Reference*	*Code*	*Reference*	*Code*	*Reference*	*Code*
4	JD21261	CPL 49	120,0	90,0	JG21282	PASL 04	JG21292	FVL 04	JG21302	VI12x83	JG21312	PPL 04	JG21322	VH 12x100
	JD21262	CPL 55	120,0	90,0										
	JD21263	CPL 61	120,0	90,0										
	JD21264	CPL 65	120,0	90,0										
	JG21265	CPL 70	120,0	90,0										
5	JD21266	CPL 77	152,0	120,0	JG21283	PASL 05	JG21293	FVL 05	JG21303	VI16x110	JG21313	PPL 05	JG21323	VH 16x130
	JD21267	CPL 80	152,0	120,0										
	JD21268	CPL 89	152,0	120,0										
6	JD21269	CPL 100	205,0	170,0	JG21284	PASL 06	JG21294	FVL 06	-	-	JG21314	PPL 06	JG21324	VH 20x190
	JD21270	CPL 102	205,0	170,0										
	JD21271	CPL 114	205,0	170,0										
7	JD21272	CPL 140	250,0	200,0	JG21285	PASL 07	JG21295	FVL 07	-	-	JG21315	PPL 07	JG21325	VH 24x220
	JD21273	CPL 168	250,0	200,0										
8	JD21274	CPL 219	320,0	270,0	JG21286	PASL 08	JG21296	FVL 08	-	-	JG21316	PPL 08	JG21326	VH 30x300

INDUSTRIAL PRODUCTS

RIGID CONNECTIONS

TWIN CLAMPS (DIN 3015)

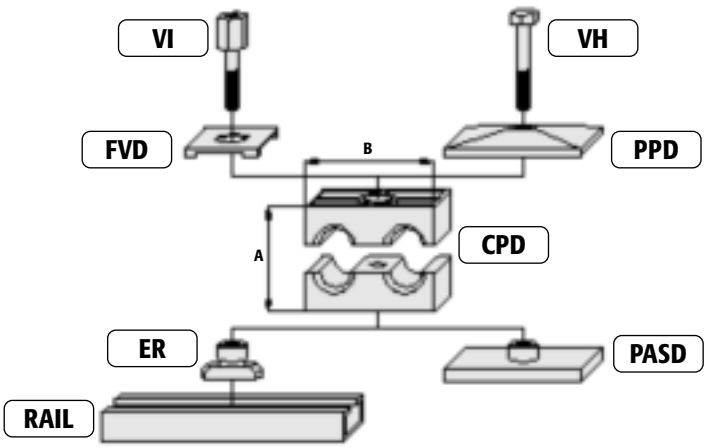

Rail nut references:
MODULE 1: rail nut ER 06 (M6 thread)
MODULE 2 to 5: rail nut ER 08 (M8 thread)

Base rail is delivered in 2 meter length bar only and suggested in different heights : Rail 1 (H=11 mm); Rail 2 (H=14 mm); Rail 3 (H=30 mm).

In case when you need more then one level of clamps, use Screw lock washer and inermediary screw.

Please state reference or computer code and desired quantities when ordering.

MODULE	CPD (AND)				PASD (AND)		FVD (OR)		VI		PPD (OR)		VH	
	Polypropylene jaws twin series				Weld on base plate		Screw lock washer		Intermediary screw		Covering plate		Hex-head screw	
	Reference	Code (diameter)	A mm	B mm	Reference	Code	Reference	Code	Reference	Code	Reference	Code	Reference	Code
1	JD21195	CPD 06	27,0	36,0	JG21216	PASD 01	JG21221	FVD 01	JG21165	VI 06x20	JG21231	PPD 01	JG10565	VH 06x35
	JD21196	CPD 08	27,0	36,0										
	JD21197	CPD 10	27,0	36,0										
	JD21198	CPD 12	27,0	36,0										
2	JD21199	CPD 13	26,0	53,0	JG21217	PASD 02	JG44791	FVD 02-05	JG21227	VI 08x20	JG21232	PPD 02	JG21236	VH 08x35
	JD21200	CPD 14	26,0	53,0										
	JD21201	CPD 15	26,0	53,0										
	JD21202	CPD 16	26,0	53,0										
	JD21203	CPD 17	26,0	53,0										
	JD21204	CPD 18	26,0	53,0										
3	JD6407	CPD 19	37,0	67,0	JG21218	PASD 03	JG44791	FVD 02-05	JG21228	VI 08x30	JG21233	PPD 03	JG21237	VH 08x45
	JD21205	CPD 20	37,0	67,0										
	JD21206	CPD 21	37,0	67,0										
	JD21207	CPD 22	37,0	67,0										
	JD21208	CPD 25	37,0	67,0										
4	JD21209	CPD 27	42,0	82,0	JG21219	PASD 04	JG44791	FVD 02-05	JG21229	VI 08x45	JG21234	PPD 04	JG21238	VH 08x50
	JD21210	CPD 28	42,0	82,0										
	JD21211	CPD 30	42,0	82,0										
5	JD21212	CPD 33	54,0	106,0	JG21220	PASD 05	JG44791	FVD 02-05	JG21230	VI 08x50	JG21235	PPD 05	JG21239	VH 08x65
	JD21213	CPD 35	54,0	106,0										
	JD21214	CPD 38	54,0	106,0										
	JD21215	CPD 42	54,0	106,0										

fluiconnecto by manuli

JG14432

JG3951

MANUAL PIPE BENDING TOOL

PART NUMBER	DIMENSIONS	PIPE MAX. Ø	WEIGHT
	mm	mm	kg
JG14432	730x130x160	18x2	6
JG3951	420x340x120	22x2,5	10

JG14432 features:

Manual tool for pipe bending and flaring, easy to use
Workbench mountable

JG3951 features:

Hydraulic pomp assisted universal tool for pipe bending and flaring
Pipe bending: max. Ø22x2,5 (steel), Ø18x1,5 (inox)
Pipe flaring at 37° (JIC) for Ø6-18 steel pipes only with wall thickness up to 1,5 mm
Hand tool for sharp angles removal

ELECTRIC PIPE BENDING MACHINE

PART NUMBER	DIMENSIONS	PIPE MAX. Ø	WEIGHT
	mm	mm	kg
JG10915	680x270x150	220	18,2

Features:

Universal, compact electric tool for cold bending of pipes up to 180°
Fast and creep speed operation for precise bending
No workbench needed. For workshop, job site, repair
Rapid change of bending and back formers

Bending capabilities:
Hard, half-hard, soft copper tubes, also thin-wall Ø10-35 mm (Ø3/8-13/8")
Coated soft copper tubes, also thin-wall Ø10-18 mm
Stainless steel pipes Ø12-28 mm
Soft precision steel pipes Ø10-30 mm
Steel pipes DIN 2440 Ø1/4" - 3/4"

INDUSTRIAL PRODUCTS

TOOLS

FUEL LINE CRIMPING TOOL KIT

PART NUMBER	KIT INCLUDED	DESCRIPTION
JG12448	kit	Dimensions (mm) : 720x270x110; Weight (kg) : 9
JG21768	+	Crimping tool
JG100074	+	Ferrule for hose with O.D. 10 mm
JG100077	+	Ferrule for hose with O.D. 12 mm
JG100079	+	Ferrule for hose with O.D. 14 mm
JG100081	+	Ferrule for hose with O.D. 16 mm
JG100094	+	Banjo fitting (hose I.D. 5 mm, bolt hole Ø8)
JG100098	+	Banjo fitting (hose I.D. 6 mm, bolt hole Ø10)
JG100099	+	Banjo fitting (hose I.D. 8 mm, bolt hole Ø12)
JG100107	+	Banjo fitting (hose I.D. 10 mm, bolt hole Ø14)
JG5869	+	Double banjo fitting (hose I.D. 5 mm, bolt hole Ø8)
JG3756	+	Double Banjo fitting (hose I.D. 6 mm, bolt hole Ø10)
JG100242	+	Straight standpipe fitting, pipe Ø5 mm
JG100243	+	Straight standpipe fitting, pipe Ø6 mm
JG100245	+	Straight standpipe fitting, pipe Ø8 mm
JG100248	+	Straight standpipe fitting, pipe Ø10 mm
JG12440	+	Standpipe fitting, pipe Ø5 mm, 90° elbow
JG12098	+	Standpipe fitting, pipe Ø6 mm, 90° elbow
JG3745	+	Standpipe fitting, pipe Ø8 mm, 90° elbow
JG3746	+	Standpipe fitting, pipe Ø10 mm, 90° elbow
JG12441	+	Male 60º cone fitting, pipe Ø5 mm
JG12442	+	Male 60º cone fitting, pipe Ø6 mm
JG12443	+	Male 60º cone fitting, pipe Ø8 mm
JG12444	+	Male 60º cone fitting, pipe Ø10 mm
JG2290	+	Bolt for banjo fitting M8x1
JG2292	+	Bolt for banjo fitting M10x1,5
JG2294	+	Bolt for banjo fitting M12x1,5
JG2295	+	Bolt for banjo fitting M14x1,5

GENERAL ACCESSORIES

GENERAL ACCESSORIES

O-RINGS AND SEALS

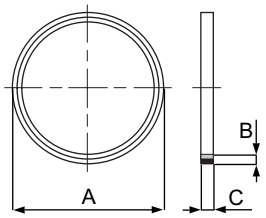

COMPOSITE SEAL FOR SAE 3000 PSI AND 6000 PSI FLANGE

PART NUMBER	SIZE	DIMENSIONS		
		A	B	C
JO14312629	1/2"	25,50	2,92	3,30
JO14383229	3/4"	31,80	2,92	3,30
JO14464029	1"	39,78	2,92	3,30
JO14504429	1.1/4"	44,40	2,92	3,30
JO14605429	1.1/2"	53,90	2,92	3,30
JO14696429	2"	63,50	2,92	3,30
JO14827629	2.1/2"	76,30	2,92	3,30

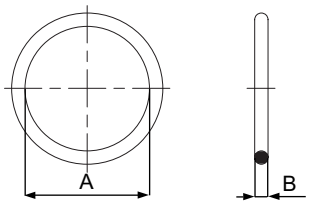

NBR O'RING FOR SAE 3000 PSI AND 6000 PSI FLANGE

PART NUMBER	SIZE	DIMENSIONS	
		A	B
JO01261836	1/2"	18,64	3,53
JO01322535	3/4"	24,99	3,53
JO01403335	1"	32,92	3,53
JO01453835	1.1/4"	37,69	3,53
JO01554835	1.1/2"	47,22	3,53
JO01645735	2"	56,76	3,53
JO01776935	2.1/2"	69,45	3,53

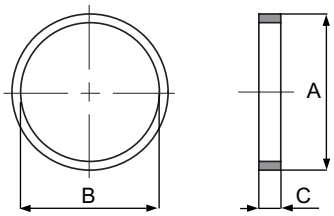

STEEL O'RING FOR "CATERPILLAR" FLANGE, ZINC-PLATED

PART NUMBER	SIZE	DIMENSIONS		
		A	B	C
JG6433	3/4"	41,3	32	5,8
JG6434	1"	47,6	38	5
JG6435	1.1/4"	54	44	3,9
JG6436	1.1/2"	63	51	1,7

O-RINGS AND SEALS

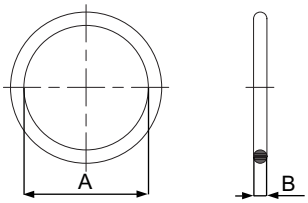

JG5877

O'RING KIT FOR BSP CONNECTIONS

O'RING FOR BSP CONNECTIONS (NBR)

PART NUMBER	THREAD SIZE	DIMENSIONS	
	BSP	A	B
JO07120818	1/8" - 28	7,66	1,78
JO07161126	1/4" - 19	10,78	2,62
JO07191426	3/8" - 19	13,95	2,62
JO07231826	1/2" - 14	17,86	2,62
JO07282326	3/4" - 14	23,47	2,62
JO07373035	1" - 11	29,75	3,53

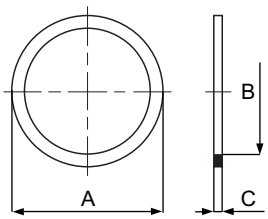

STEEL ANTI-EXTRUSION RING FOR MALE BSP, ZINC-PLATED

PART NUMBER	THREAD SIZE	DIMENSIONS		
	BSP	A	B	C
JO08161113	1/8" - 28	15,5	11,4	1,3
JO08201619	1/4" - 19	19,5	16,15	1,9
JO08241919	3/8" - 14	23,8	19,4	1,9
JO08282319	1/2" - 14	28,5	23,3	1,9
JO08352919	3/4" - 14	35	28,9	1,9
JO08433726	1" - 11	43	36,6	2,6

GENERAL ACCESSORIES

O-RINGS AND SEALS

NBR O'RING FOR ORFS CONNECTIONS

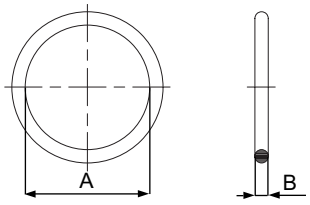

PART NUMBER	THREAD SIZE	DIMENSIONS	
	UNF/S-UN	A	B
JO19100802	9/16" - 18	7,66	1,78
JO19130902	11/16" - 18	9,25	1,78
JO19161202	13/16" - 16	12,42	1,78
JO19191602	1" - 14	15,60	1,78
JO19221902	1.3/16" - 12	18,77	1,78
JO19272402	1.7/16" - 12	23,52	1,78
JO19343002	1.11/16" - 12	29,87	1,78
JO19423802	2" - 12	37,82	1,78

NBR O'RING FOR MALE SAE THREAD CONNECTIONS (UNF THREAD)

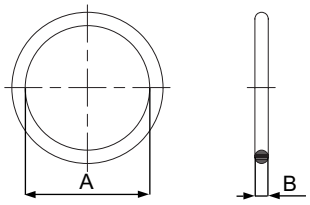

PART NUMBER	THREAD SIZE	DIMENSIONS	
	UNF	A	B
JO05120915	7/16" - 20	9,0	1,50
JO05141115	1/2" -20	11,0	1,50
JO05161220	9/16" - 18	11,89	1,98
JO05201620	3/4" - 16	16,0	2,0
JO05242024	7/8" - 14	19,60	2,40
JO05302430	1.1/16" - 12	24,0	3,0
JO05363030	1.5/16" - 12	30,0	3,0
JO05443830	1.5/8" - 12	38,0	3,0

GENERAL ACCESSORIES

O-RINGS AND SEALS

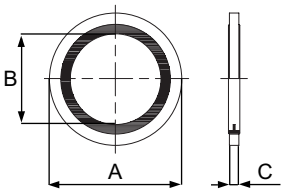

JO16000000

BONDED SEAL RING KIT, BSP AND METRIC SIZE

BONDED SEAL RING, BSP AND METRIC SIZE

PART NUMBER	THREAD SIZE	KIT INCLUDED	DIMENSIONS		
	BSP or METR		A	B	C
JO16000000	-	kit	-	-	-
JO12161020	1/8"	+	16	10	2
JO12201420	1/4"	+	20,57	13,74	23
JO12241720	3/8"	+	23,80	17,28	23
JO12292123	1/2"	+	28,58	21,54	2,34
JO12352723	3/4"	+	34,93	27,5	2,34
JO12433433	1"	+	42,80	33,89	3,25
JO12524333	1.1/4"	-	52,38	42,93	3,25
JO12594833	1.1/2"	-	58,60	48,44	3,25
JO12736133	2"	-	73,3	60,58	3,25
JO12130911	M8x1	+	13	8,70	1,10
JO12161114	M10x1	+	16	10,70	1,40
JO12181314	M12x1,5	+	18	12,70	1,40
JO12221516	M14x1,5	+	22	14,70	1,60
JO12241716	M16x1,5	+	24	16,70	1,60
JO12261916	M18x1,5	+	26	18,70	1,60
JO12282116	M20x1,5	+	28	20,70	1,60
JO12302319	M22x1,5	+	30	22,70	1,90
JO12253219	M24x1,5	+	32	24,70	1,90
JO12352719	M26x1,5	+	35	26,70	1,90
JO12383133	M30x2	-	38,1	30,70	3,30
JO12483933	M38x2	-	47,80	39,0	3,30
JO12574533	M45x2	-	57	45	3,30
JO12645233	M52x2	-	63,50	51,70	3,30
JO12806733	M67x2	-			

fluiconnecto by manuli

GENERAL ACCESSORIES

O-RINGS AND SEALS

JO18000000

METRIC O'RING KIT (NBR)
METRIC O'RINGS (NBR)

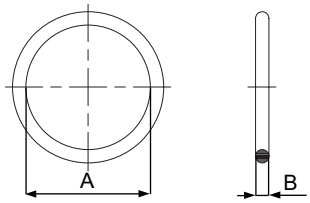

PART NUMBER	DIMENSIONS	KIT INCLUDED
	A x B	
JO18000000	-	kit
JO03070320	3 x 2	16 pcs.
JO03080420	4 x 2	16 pcs.
JO03090520	5 x 2	16 pcs.
JO03100525	5 x 2,5	-
JO03100620	6 x 2	16 pcs.
JO03110720	7 x 2	16 pcs.
JO03120820	8 x 2	16 pcs.
JO03151020	10 x 2	16 pcs.
JO03151025	10 x 2,5	13 pcs.
JO03161030	10 x 3	-
JO03151120	11 x 2	-
JO03161125	11 x 2,5	13 pcs.
JO03171130	11 x 3	-
JO03161220	12 x 2	-
JO03171225	12 x 2,5	13 pcs.
JO03181230	12 x 3	-
JO03171320	13 x 2	-
JO03181325	13 x 2,5	-
JO03191330	13 x 3	-
JO03181420	14 x 2	-
JO03191425	14 x 2,5	13 pcs.
JO03201430	14 x 3	-
JO03191520	15 x 2	-
JO03201525	15 x 2,5	-
JO03211530	15 x 3	-
JO03221535	15 x 3,5	-
JO03201620	16 x 2	-
JO03211625	16 x 2,5	13 pcs.
JO03221630	16 x 3	-
JO03231635	16 x 3,5	-
JO03211720	17 x 2	-
JO03221725	17 x 2,5	13 pcs.
JO03231730	17 x 3	-
JO03241735	17 x 3,5	-
JO03221820	18 x 2	-
JO03231825	18 x 2,5	-

PART NUMBER	DIMENSIONS	KIT INCLUDED
	A x B	
JO03241830	18 x 3	-
JO03251835	18 x 3,5	-
JO03231920	19 x 2	-
JO03241925	19 x 2,5	13 pcs.
JO03251930	19 x 3	12 pcs.
JO03261935	19 x 3,5	-
JO03242020	20 x 2	-
JO03252025	20 x 2,5	-
JO03262030	20 x 3	12 pcs.
JO03272035	20 x 3,5	-
JO03252120	21 x 2	-
JO03262125	21 x 2,5	-
JO03272130	21 x 3	-
JO03262220	22 x 2	-
JO03272225	22 x 2,5	-
JO03282230	22 x 3	12 pcs.
JO03292235	22 x 3,5	-
JO03302240	22 x 4	-
JO03272320	23 x 2	-
JO03282325	23 x 2,5	-
JO03282420	24 x 2	-
JO03292425	24 x 2,5	-
JO03302430	24 x 2,5	12 pcs.
JO03312435	24 x 3,5	-
JO03322440	24 x 4	-
JO03302525	25 x 2,5	-
JO03312530	25 x 3	12 pcs.
JO03322535	25 x 3,5	-
JO03332540	25 x 4	-
JO03352550	25 x 5	-
JO03302620	26 x 2	-
JO03312720	27 x 2	-
JO03322725	27 x 2,5	-
JO03332730	27 x 3	12 pcs.
JO03352740	27 x 4	-
JO03322820	28 x 2	-
JO03332825	28 x 2,5	-

PART NUMBER	DIMENSIONS	KIT INCLUDED
	A x B	
JO03342830	28 x 3	12 pcs.
JO03352835	28 x 3,5	-
JO03332920	29 x 2	-
JO03352930	29 x 3	-
JO03362935	29 x 3,5	-
JO03343020	30 x 2	-
JO03353025	30 x 2,5	-
JO03363030	30 x 3	12 pcs.
JO03373035	30 x 3,5	-
JO03383040	30 x 4	-
JO03403050	30 x 5	-
JO03393140	31 x 4	-
JO03363220	32 x 2	-
JO03383230	32 x 3	-
JO03393235	32 x 3,5	-
JO03403240	32 x 4	-
JO03383325	33 x2,5	-
JO03393330	33 x 3	12 pcs.
JO03403335	33 x 3,5	-
JO03403430	34 x 3	-
JO03413435	34 x 3,5	-
JO03423440	34 x 4	-
JO03403525	35 x2,5	-
JO03413530	35 x 3	12 pcs.
JO03433540	35 x 4	-
JO03453550	35 x 5	-
JO03403620	36 x 2	-
JO03413625	36 x 2,5	-
JO03423630	36 x 3	12 pcs.
JO03433635	36 x 3,5	-
JO03443640	36 x 4	-
JO03463650	36 x 5	-
JO03423725	37 x 2,5	-
JO03443735	37 x 3,5	-
JO03423820	38 x 2	-
JO03433825	38 x 2,5	-
JO03443830	38 x 3	12 pcs.
JO03453835	38 x 3,5	-
JO03463840	38 x 4	9 pcs.

PART NUMBER	DIMENSIONS	KIT INCLUDED
	A x B	
JO03483850	38 x 5	-
JO03453930	39 x 3	-
JO03463935	39 x 3,5	-
JO03444020	40 x 2	-
JO03454025	40 x 2,5	-
JO03464030	40 x 3	-
JO03474035	40 x 3,5	-
JO03484040	40 x 4	-
JO03504050	40 x 5	-
JO03474130	41 x 3	-
JO03494140	41 x 4	9 pcs.
JO03484230	42 x 3	-
JO03494235	42 x 3,5	-
JO03504240	42 x 4	-
JO03524250	42 x 5	-
JO03484325	43 x 2,5	-
JO03504430	44 x 3	-
JO03514435	44 x 3,5	-
JO03494520	45 x 2	-
JO03504525	45 x 2,5	-
JO03514530	45 x 3	-
JO03524535	45 x 3,5	-
JO03534540	45 x 4	-
JO03534730	47 x 3	-
JO03534825	48 x 2,5	-
JO03544735	47 x 3,5	-
JO03544830	48 x 3	-
JO03545020	50 x 2	-
JO03554550	45 x 5	-
JO03554740	47 x 4	-
JO03554835	48 x 3,5	-
JO03555025	50 x 2,5	-
JO03564935	49 x 3,5	-
JO03565030	50 x 3	-
JO03585040	50 x 4	-
JO03605050	50 x 5	-
JO03625060	50 x 6	-

GENERAL ACCESSORIES

O-RINGS AND SEALS

JO25000000

COPPER SEALING RINGS KIT

COPPER SEALING RINGS

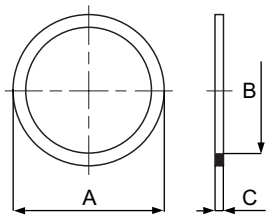

PART NUMBER	THREAD SIZE	KIT INCLUDED	DIMENSIONS		
	BSP or METRIC		A	B	C
JO25000000	-	kit	-	-	-
JO11100510	M5x0,8	-	10	5,2	1
JO11100610	M6x1	-	10	6,1	1
JO11120810	M8x1	+	12	8,2	1
JO11141010	M10x1, 1/8"	+	14	10,2	1
JO11150615	M6x1	-	15	6,2	1,5
JO11151215	M12x1,5	+	15,5	12,2	1,5
JO11161215	M12x1,5	-	16	12,2	1,5
JO11171215	M12x1,5	-	17	12,2	1,5
JO11171315		+	17	13	1,5
JO11181015	M10x1, 1/8"	-	18	10,2	1,5
JO11181115		-	18	11,2	1,5
JO11181415	1/4"	+	18	14,2	1,5
JO11191515		-	19	15,2	1,5
JO11201615	M16x1,5	+	20	16,2	1,5
JO11211715	3/8"	+	21	17,2	1,5
JO11221815	M18x1,5	+	23	18,2	1,5
JO11241715		-	24	17,2	1,5
JO11241915		-	24	19,2	1,5
JO11262015	M20x1,5	+	26	20,2	1,5
JO11262115	1/2"	+	26	21,2	1,5
JO11272215	M22x1,5	+	27	22,2	1,5
JO11292420	M24x1,5	+	29	24,2	2
JO11302520		-	30	25,2	2
JO11312620	M26x1,5	+	31	26,2	2
JO11322720	3/4"	+	32	27,2	2
JO11363020	M30x2	-	36	30,2	2
JO11403320		+	40	33,2	2
JO11403420	1"	-	40	34,2	2
JO11423620	M36x2	-	42	36,2	2
JO11494220	1.1/4"	-	49	42,2	2
JO11524520	M45x2	-	52	45,2	2
JO11534820	1.1/2"	-	55	48,2	2
JO11625220	M52x2	-	62	52,2	2

O-RINGS AND SEALS

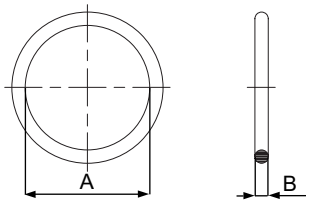

NBR O'RING FOR METRIC DIN 2353 24º CONE CONNECTIONS (ETCAO)

PART NUMBER	PIPE SIZE	DIMENSIONS	
	mm	A	B
JO09070415	06	4	1,5
JO09090615	08	6	1,5
JO09110815	10	7,5	1,5
JO09120915	12	9	1,5
JO09141020	14	10	2
JO09191520	18	15	2
JO09211624	20	16,3	2,4
JO09242020	22	20	2
JO09252024	25	20,3	2,4
JO09302524	30	25,3	2,4
JO09302620	28	26	2
JO09383324	38	33,3	2,4

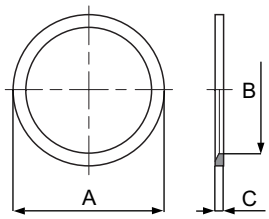

FLAT NBR BUILT-IN SEAL FOR ADAPTORS

PART NUMBER	THREAD SIZE	DIMENSIONS		
	BSP or METR	A	B	C
JO10171215	1/4"	16,5	11,6	1,5
JO10191415	M16x1,5	18,9	13,8	1,5
JO10191515	3/8"	18,9	14,7	1,5
JO10211615	M18x1,5	20,9	15,7	1,5
JO10241915	M20x1,5	23,5	18,5	1,5
JO10242015	1/2", M22x1,5	24,3	19,6	1,5
JO10292415	3/4", M27x2	29,2	23,9	1,5
JO10363020	1"	35,7	29,7	2
JO10463920	1.1/4"	45,8	38,8	2
JO10514520	2"	50,7	44,7	2

GENERAL ACCESSORIES

PRESSURE GAUGE HOSE

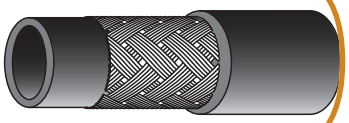

PART. REF.	HOSE SIZE			R.O.D.		O.D.		MAX W.P.		BURST PRESSURE		MIN. BEND RADIUS		WEIGHT		FITTING
	DN	dash	inch	mm	inch	mm	inch	bar	psi	bar	psi	mm	inch	g/m	lb/ft	
H90009002	2,1	-	1/12"	-	-	5,0		630	9135	1890	27405	20	0,78	19		Fittings available in the Accessories catalogue

KEY PERFORMANCE

Pressure gauge hose

MAIN APPLICATIONS
Pressure gauge connection hose.

CONTINUOUS SERVICE TEMPERATURE RANGE
-40°C / +93°C
-40°F / +212°F

MAX OPERATING TEMPERATURE
212°F / 100°C for oil,
149°F / 65°C for air, water and water based fluids

RECOMMENDED FLUIDS
Mineral and biological oils, ASTM 1, ASTM 3, polyglycol based oils, water, water oil emulsions

TUBE: Oil resistant polyester
REINFORCEMENT: One aramid braid
COVER: Polyuretane

fluiconnecto by manuli

PRESSURE GAUGES

PRESSURE GAUGE, RADIAL CONNECTION (RV)

LIQUID-FILLED, STAINLESS STEEL CASE

PART NUMBER	DN	SCALE RANGE	ACCURACY CLASS	THREAD
	mm	bar	mm	BSP
JM10353112000-04	63	-1...0	1,6	1/4" - 19
JM10353112003-04	63	-1...3	1,6	1/4" - 19
JM10353012001-04	63	0...1	1,6	1/4" - 19
JM103530121.6-04	63	0...1.6	1,6	1/4" - 19
JM103530122.5-04	63	0...2,5	1,6	1/4" - 19
JM10353012004-04	63	0...4	1,6	1/4" - 19
JM10353012006-04	63	0...6	1,6	1/4" - 19
JM10353012010-04	63	0...10	1,6	1/4" - 19
JM10353012016-04	63	0...16	1,6	1/4" - 19
JM10353012025-04	63	0...25	1,6	1/4" - 19
JM10353012040-04	63	0...40	1,6	1/4" - 19
JM10353012060-04	63	0...60	1,6	1/4" - 19
JM10353012100-04	63	0...100	1,6	1/4" - 19
JM10353012160-04	63	0...160	1,6	1/4" - 19
JM10353012250-04	63	0...250	1,6	1/4" - 19
JM10353012315-04	63	0...315	1,6	1/4" - 19
JM10353012400-04	63	0...400	1,6	1/4" - 19
JM10353012600-04	63	0...600	1,6	1/4" - 19
JM10553012060-04	100	0...60	1,0	1/4" - 19
JM10553012060-08	100	0...60	1,0	1/2" - 14
JM10553012100-04	100	0...100	1,0	1/4" - 19
JM10553012100-08	100	0...100	1,0	1/2" - 14
JM10553012160-04	100	0...160	1,0	1/4" - 19
JM10553012160-08	100	0...160	1,0	1/2" - 14
JM10553012250-04	100	0...250	1,0	1/4" - 19
JM10553012250-08	100	0...250	1,0	1/2" - 14
JM10553012400-04	100	0...400	1,0	1/4" - 19
JM10553012400-08	100	0...400	1,0	1/2" - 14
JM10553012600-04	100	0...600	1,0	1/4" - 19
JM10553012600-08	100	0...600	1,0	1/2" - 19

GENERAL ACCESSORIES

PRESSURE GAUGES

SWAGING FITTING & FERRULE FOR PRESSURE GAUGE CONNECTION HOSE (CAPILLARY HOSE)

PART NUMBER	THREAD	DESCRIPTION
JG 9411	M16x2	Female fitting, widely spread
JG 9413	M16x1,5	Female fitting, quite rare
JG 9213	-	Swaging ferrule for capillary hose (swaging diameter is Ø7 mm)
JG 9414	1/4" - 19	Female fitting for pressure gauge connection
JG 9415	1/2" - 14	Female fitting for pressure gauge connection
JG 9453	-	Plastic plug for capillary hose fittings
JG 9454	M12,65x1	Female fitting for gauge connection
JG 9416	M12x1,5 6L	Female fitting (DIN 2353) (DKOL 06)
JG 9417	M14x1,5 8L	Female fitting (DIN 2353) (DKOL 08)
JG 9425	M14x1,5 6S	Female fitting (DIN 2353) (DKOS 06)
JG 9434	M16x1,5 8S	Female fitting (DIN 2353) (DKOS 08)
JG 9435	-	Fitting pipe 4 mm
JG 9436	-	Fitting pipe 6 mm
JG 9437	-	Fitting pipe 8 mm
JG 9438	7/16" - 20	Female JIC (SAE J514) fitting
JG 9451	1/2" - 20	Female JIC (SAE J514) fitting
JG 9439	M12x1,5 6L	Female equipped standpipe fitting (DIN 2353) (DKOL 06)
JG 9440	M14x1,5 8L	Female equipped standpipe fitting (DIN 2353) (DKOL 08)
JG 9441	M14x1,5 6S	Female equipped standpipe fitting (DIN 2353) (DKOS 06)
JG 9442	M16x1,5 8S	Female equipped standpipe fitting (DIN 2353) (DKOS 08)
JG 9444	-	Inox spring guard for capillary hose protection

DIGITAL PRESSURE GAUGE

PART NUMBER	DN	SCALE RANGE	ACCURACY CLASS	THREAD
	mm	bar	BSP	
JM20053022600-04	60	600	0,5% ± 1 digit	1/4" - 19

Material: *Stainless steel and rubber*

Power supply: *2x1,5V AA cells*

Features: *Other connections (NPT 1/4", etc.) available on request*

fluiconnecto by manuli

GENERAL ACCESSORIES

PRESSURE GAUGES

PRESSURE GAUGE WITH LIQUID FILLING AND STAINLESS STEEL CASE, AXIAL CONNECTION (RA)

LIQUID-FILLED, STAINLESS STEEL CASE

PART NUMBER	DN	SCALE RANGE	ACCURACY CLASS	THREAD
	mm	bar	mm	BSP
JM10353122000-04	63	-1...0	1,6	1/4" - 19
JM10353122003-04	63	-1...3	1,6	1/4" - 19
JM10353022001-04	63	0...1	1,6	1/4" - 19
JM103530221.6-04	63	0...1,6	1,6	1/4" - 19
JM103530222.5-04	63	0...2,5	1,6	1/4" - 19
JM10353022004-04	63	0...4	1,6	1/4" - 19
JM10353022006-04	63	0...6	1,6	1/4" - 19
JM10353022010-04	63	0...10	1,6	1/4" - 19
JM10353022016-04	63	0...16	1,6	1/4" - 19
JM10353022025-04	63	0...25	1,6	1/4" - 19
JM10353022040-04	63	0...40	1,6	1/4" - 19
JM10353022060-04	63	0...60	1,6	1/4" - 19
JM10353022100-04	63	0...100	1,6	1/4" - 19
JM10353022160-04	63	0...160	1,6	1/4" - 19
JM10353022250-04	63	0...250	1,6	1/4" - 19
JM10353022315-04	63	0...315	1,6	1/4" - 19
JM10353022400-04	63	0...400	1,6	1/4" - 19
JM10353022600-04	63	0...600	1,6	1/4" - 19
JM10553022060-04	100	0...60	1,0	1/4" - 19
JM10553022060-08	100	0...60	1,0	1/2" - 14
JM10553022100-04	100	0...100	1,0	1/4" - 19
JM10553022100-08	100	0...100	1,0	1/2" - 14
JM10553022160-04	100	0...160	1,0	1/4" - 19
JM10553022160-08	100	0...160	1,0	1/2" - 14
JM10553022250-04	100	0...250	1,0	1/4" - 19
JM10553022250-08	100	0...250	1,0	1/2" - 14
JM10553022400-04	100	0...400	1,0	1/4" - 19
JM10553022400-08	100	0...400	1,0	1/2" - 14
JM10553022600-04	100	0...600	1,0	1/4" - 19
JM10553022600-08	100	0...600	1,0	1/2" - 14

GENERAL ACCESSORIES

PRESSURE GAUGES

PRESSURE TAKE-OFF PLUG (MINIMESS)
THREAD 1 - FOR CAPILLARY HOS CONNECTION,
THREAD 2 - FOR HYDRAULIC LINE CONNECTION.

PART NUMBER	THREAD 1	THREAD 2
	METRIC	
		METR (DIN
2353)		
JG 9199	M16x2	12x1,5 6L
JG 9200	M16x2	14x1,5 8L
JG 9201	M16x2	16x1,5 10L
JG 4010	M16x2	18x1,5 12L
JG 9202	M16x2	22x1,5 15L
JG 9203	M16x2	26x1,5 18L
JG 9204	M16x2	30x2 22L
JG 9205	M16x2	36x2 28L
JG 9206	M16x2	45x2 35L
JG 9207	M16x2	52x2 42L
JG 9189	M16x2	14x1,5 6S
JG 9190	M16x2	16x1,5 8S
JG 9191	M16x2	18x1,5 10S
JG 9192	M16x2	20x1,5 12S
JG 9192	M16x2	20x1,5 12S
JG 9193	M16x2	22x1,5 14S
JG 9194	M16x2	24x1,5 16S
JG 9195	M16x2	30x2 20S
JG 9196	M16x2	36x2 25S
JG 9197	M16x2	42x2 30S
JG 9198	M16x2	52x2 38S

PART NUMBER	THREAD 1	THREAD 2
	METRIC	
		ISO male
JG 9182	M16x2	M8x1
JG 9183	M16x2	M10x1
JG 9184	M16x2	M12x1,5
JG 9185	M16x2	M14x1,5
JG 9186	M16x2	M16x1,5
		Other
JG 9452	M16x2	M16x2 BULKHEAD
		UNF
JG 9447	M16x2	5/16"-24
JG 9181	M16x2	7/16"-20
JG 2062	M16x2	9/16"-18
		NPT
JG 9448	M16x1,5	1/4"-18
JG 9187	M16x2	1/4"-18
JG 9188	M16x2	1/8"-27
		BSP
JG 9449	M16x1,5	1/8"-28
JG 9450	M16x1,5	1/4"-19
JG 8490	M16x2	1/8"-28
JG 2061	M16x2	1/4"-19
JG 9179	M16x2	3/8"-19
JG 9180	M16x2	1/2"-14

fluiconnecto by manuli

GENERAL ACCESSORIES

PRESSURE GAUGES

PRESSURE TAKE-OFF PLUG ADAPTOR

PART NUMBER	THREAD 1	THREAD 2
	METRIC	BSP
JG 9208	M16x2 (male)	1/4" - 19 (female)
JG 9209	M16x2 (male)	1/2" - 14 (female)
JG 9210	M16x2 (female)	1/4" - 19 (female)
JG 9211	M16x2 (female)	1/2" - 14 (female)
JG 9212	M16x2 (male)	1/8" - 27 (female)

PRESSURE GAUGE ACCESSORIES

PART NUMBER	DESCRIPTION	PART NUMBER	DESCRIPTION
JG8239	Fixing ring DN 63	JG8240	Fixing ring DN 100
JG8241	Fixture DN 63	JG8242	Fixture DN 100
JG8243	Needle valve 1/4"	JG8244	Needle valve 1/2"
JG9398	Needle valve 1/4" V - 350 bar	JG9399	Needle alve 1/2" V - 350 bar
JG4011	MBSP 1/4" - FBSP 1/2" (gauge)	JG9400	MBSPT 1/4" - FBSP 1/4"

PRESSURE TEST KIT

PART NUMBER	DESCRIPTION
JG3805	2 pressure gauges (0-250 bar and 0-400 bar), 2 capillary hoses (0,5m and 1,5m length, M16x2), DKOL 06, MBSP 1/8", MBSP 1/4" adaptors for pressure gauge connecting, MBSP 3/8" - FBSP 1/4" and MBSP 1/2" - FBSP 1/4" adaptors

GENERAL ACCESSORIES

HYDRAULIC TESTERS

UNIDIRECTIONAL ANALOGUE HYDRAULIC TEST BOX

PART NUMBER	WORKING PRESSURE, MAX	FLOW RANGE	WORKING TEMPERATURE
	bar	l/min	ºC
JG3949	420	5 - 120	80
JG10062	420	8 - 180	80

Features:

Low cost hydraulic tester designed for testing the full range of Agricultural and Mobile machinery
Unidirectional flow, pressure and temperature measurements with built-in loading valve, INTERPASS protected from over-pressure.Valve gives progressive control of system pressure loading.
The kit is fitted with male 3/4" BSP adaptors for connecting 2 hoses, 4 spare safety discs
No batteries required

BIDIRECTIONAL DIGITAL HYDRAULIC TEST BOX

PART NUMBER	WORKING PRESSURE, MAX	FLOW RANGE	WORKING TEMPERATURE
	bar	l/min	ºC
JG18105	420	10 - 400	120

Features:

Designed for testing the full range of Agricultural and Mobile machinery
Flow, pressure and temperature measurements
Simple "On/Off" control with "AUTO-OFF" feature, battery operated
Simulate machine perfomance using loading valve
INTERPASS protected from over-pressure
Steel box contains digital flow indicator and thermometer, bi-directional loading valve and glycerine filled pressure gauge . Valve gives smooth and precise progressive control of system pressure loading in either flow direction
The kit is fitted with male 3/4" BSP adaptors for connecting 2 hoses, 4 spare safety discs

GENERAL ACCESSORIES

HOSE CLEANING

HOSE INTERNAL CLEANING KIT

PART NUMBER	DIMENSIONS	AIR PRESSURE	HOSE RANGE	WEIGHT
	mm	bar	mm	kg
JG35546	450x350x155	8-10	DN6 - DN51	4,3

Features: Removes impurities from hose (pipes) inner surface and assures high hose assembly quality
Portable and ergonomic design

PROJECTILE FOR CLEANING GUN
NOTE: HOSE I.D. SHOULD BE SMALLER THAN PROJECTILE O.D.

PART NUMBER	DESCRIPTION	PART NUMBER	DESCRIPTION
JG12288	DN4, 100 pcs.	JG35528	DN20, 50 pcs.
JG12289	DN5, 100 pcs.	JG35529	DN22, 50 pcs.
JG12290	DN7, 100 pcs.	JG12298	DN26, 50 pcs.
JG12291	DN10, 100 pcs.	JG12299	DN33, 40 pcs.
JG12292	DN12, 100 pcs.	JG12300	DN40, 30 pcs.
JG12293	DN14, 100 pcs.	JG12301	DN50, 20 pcs.
JG12294	DN16, 100 pcs.	JG12302	DN60, 15 pcs.
JG12295	DN18, 100 pcs.		

HYDRAULIC OIL
JG5846 5L
JG28348 25L
JG5848 60L

PART NUMBER	ISO GRADE	CINEMATIC VISCOSITY	POUR POINT	FLASH POINT
		cSt@40 ºC	ºC	ºC
JG5846	HV-46	145	-36	219
JG28348	HV-46	145	-36	219
JG5848	HV-46	145	-36	219

fluiconnecto by manuli

GENERAL ACCESSORIES

OILS & SEALANTS

EVANESCENT FITTING INSERT OIL FOR HOSE ASSEMBLY

PART NUMBER	QUANTITY	POUR POINT	FLASH POINT
	L	°C	°C
JG12207	2	-21	110
JG18084	5	-21	110

SEALANTS AND THREADLOCKERS

PART NUMBER	DESIGNATION	PART NUMBER	DESIGNATION	FEATURES
JG 7698	LOCTITE 577 50 ml	JG29049	LOXEAL 5314 50 ml	Hydraulic connectors sealing
JG7697	LOCTITE 542 50 ml	JG29050	LOXEAL 5811 75 ml	Hydraulic connectors sealing
JG10911	LOCTITE 243 50 ml	JG29047	LOXEAL 5503 50 ml	Thread locking (normal)
JG10912	LOCTITE 270 50 ml	JG8354	LOXEAL 8354 50 ml	Thread locking (strong)

TEFLON® SEALING TAPE

PART NUMBER	LENGTH	BREADTH
	m	mm
JG10369	10	12,7

GREASE-PACKED PROTECTION TAPE, SELF-ADHESIVE

PART NUMBER	LENGTH	BREADTH
	m	mm
JG8447	10	50
JG8448	10	100

Features: *Reliable solution for steel parts (pipes, valves, fittings) protection in saline, chemical corrosive environment*
Impermeable to water, gases and moisture

fluiconnecto by manuli®

GENERAL ACCESSORIES

GREASE TOOLS

GREASE VALVE

PART NUMBER	THREAD	CONFIGURATION	STD. PACK QUANTITY
	METRIC or BSP		pcs.
JG45386	M6x1	straight	*100
JG45387	M8x1	straight	*100
JG45388	M8x1,25	straight	*100
JG45389	M10x1	straight	*100
JG45390	M10x1,25	straight	*100
JG45391	M10x1,5	straight	*100
JG45392	BSP 1/8"	straight	*100
JG45393	M6x1	45° elbow	*100
JG45394	M8x1	45° elbow	*100
JG45395	M8x1,25	45° elbow	*100
JG45396	M10x1	45° elbow	*100
JG45397	M10x1,5	45° elbow	*100
JG45398	BSP 1/8"	45° elbow	*100
JG45399	M6x1	90° elbow	*100
JG45400	M8x1	90° elbow	*100
JG45401	M8x1,25	90° elbow	*100
JG45402	M10x1	90° elbow	*100
JG45403	M10x1,5	90° elbow	*100
JG45404	BSP 1/8"	90° elbow	*100

GENERAL ACCESSORIES

GREASE TOOLS

MANUAL GREASE GUN FOR CARTRIDGE GREASE 400/450 CM3 OR BULK GREASE 500 CM3

PART NUMBER	THREAD	WEIGHT
	METRIC	kg
JG45379	M10	4,3

GREASE GUN HOSE

PART NUMBER	THREAD	LENGTH
	METRIC	mm
JG45383	M10	300
JG45384	M10	500

COUPLER FOR GREASE GUN HOSE CONNECTION

PART NUMBER	THREAD
	METRIC
JG45385	M10 (female)

OTHER TOOLS

HOSE DISPENSER, 4 POSITIONS

PART NUMBER	DIMENSIONS
JG43640	1060 x 840 x 1550

INFRARED THERMOMETER

PART NUMBER	TEMPERATURE RANGE	WEIGHT
ºC	kg	
JG12208	-18 ... 260	0,227

Manuli Fluiconnecto Holding B.V.
Beurs - World Trade Center, Beursplein 37, PO Box 30116
3001 DC Rotterdam, The Netherlands
Tel: +31 (0)10 2053153
www.fluiconnecto.com

rel 1.1

fluiconnecto by manuli
www.fluiconnecto.com

manuli HYDRAULICS
www.manuli-hydraulics.com

manuli RUBBER INDUSTRIES
www.manulirubber.com