


QUALITY

INTELLIGENT DESIGN
EXCELLENCE

PARTNERSHIP
INTEGRATED SOLUTIONS



FOREMASTER HOSE RANGE

 **manuli**[®]
HYDRAULICS

Why Manuli?

Manuli Hydraulics is focused on achieving excellence in the design, manufacture and supply of fluid conveyance solutions, components and associated equipment for high pressure hydraulics, refrigeration, industrial and oil and marine applications.

Quality and sustainable development are the driving forces of all Manuli Hydraulics' activities, with an aim to guarantee worldwide availability of technical and commercial support for its products and services.

Rugged solutions

Modern hydraulic system specific solutions to



An integrated approach

Modern applications require robust fluid connector solutions with guaranteed long lasting performance. To that end, Manuli Hydraulics offers a complete range of hoses, fittings and assembly equipment which are designed to work seamlessly together. This harmonised approach allows us to guarantee the quality and performance of hose assemblies in a way that our competitors cannot match.

From design to manufacture and assembly, our commitment to this unified philosophy makes us the global leader in providing integrated solutions for fluid connector applications.



Solutions for the toughest applications

Systems are required to deal with ever more challenging applications, environments and conditions. The Manuli Extreme range has been specifically designed to provide the most robust solutions for the toughest hydraulic applications.



 **manuli**[®]
HYDRAULICS

At the Forefront of hydraulics excellence

Here at Manuli Hydraulics we thrive on innovation and the continuous development of our products to meet the ever-more demanding challenges of the Hydraulics Industry. To this end we have developed the ForeMaster range of isobaric hoses, which seamlessly merges state-of-the-art design with tried and trusted technology.

Outstanding abrasion resistance

Comprising four isobaric pressure ratings, the ForeMaster range offers long lasting resistance to impact cycles (according to ISO 18752 Grade C), whilst simultaneously providing some of the highest impact and abrasion resistance available for a rubber-covered hose on the market today. In addition to the design philosophies related to the overall pressure ratings of the hoses, the ForeMaster range features a ROC (Rubber Outstanding Cover) compound for the 21 MPa and 28 MPa families, and the Cover concept for the 35 MPa and 42 MPa families. Both of these cover compounds represent the result of extensive development and testing, to ensure that the service life of your hose is not limited by the outer cover.

Wide operating temperature range

The rubber outer cover on ForeMaster hoses has also been specially formulated to resist extremes of temperature. This is especially useful in industries where daily operating conditions fall well below freezing. The cover compound remains crack-resistant at temperatures as low as -46°C due to an extremely low glass transition point (the point at which the material becomes brittle), preventing it from cracking well after other rubber compounds would have failed. In addition, the lowered transition phase temperatures allow the hose to retain its flexibility even in these severe conditions.

Superior flexibility and low bending force

The ForeMaster hose range is also characterised by its high flexibility, making it ideal for use in restrictive locations. In particular certain references within the 420 bar family offer a minimum bend radius and bending force requirement far lower than standard R12, R13 and 4SH hoses.



Integrated fitting solutions for all situations

As expected of the world's leading supplier of integrated hydraulic connector solutions, the ForeMaster range is fully equipped with a selection of dedicated fittings.

MultiFit - The primary fitting solution for the 21 MPa and 28 MPa families, Multifit is a robust, single-skive solution which combines one of the most comprehensive fittings ranges on the market with proven reliability and high impulse resistance.


OPF - The one-piece, no-skive alternative solution for the two lower pressure families. Reliable, hassle-free and easy to fit in after-market maintenance situations.

InterLock Plus - Designed for maximum durability, this robust fitting has been tested for over 1,000,000 impulse cycles. Suitable for both the 35 MPa and 42 MPa lines, this is a double-skive solution suited to the most demanding of applications.

SpiralFit - A convenient, no-skive fitting solution, designed to facilitate field maintenance and after-market distribution. This fitting solution is available for the 35 MPa family.



ce to pressure
e of the highest
y. With two distinct
ge uses our proprietary
the innovative Armoured
ent the culmination of years
ne life of the outer



Hose Cover Technologies

Manuli Hydraulics is always at the leading edge when it comes to innovation and technical development, and the rubber compounds used for the hose covers in the ForeMaster range are just one example of this.


Rubber Outstanding Cover - ROC

Specifically designed for extreme abrasion and weathering resistance on heavy duty hoses, the ROC hose cover solution easily out-performs all but the toughest and most resilient hose cover solutions.

Used on the 21 MPa and 28 MPa hose families and on small sizes (< DN19) for 35 MPa and 42 MPa hoses within the ForeMaster range, the ROC hose cover solution has already proven itself to be a superb investment for use in the harshest of environmental conditions. The ROC hose cover solution provides up to 600 hours of crack-free operation in ISO 6945 ozone resistance tests, and loses only 0.03g of weight in standard ISO 6945 abrasion tests with a 5kg load. In addition, a high fire and anti-static resistance coupled with an ability to function at very low temperatures, makes the ROC hose cover solution a highly versatile addition to the Manuli Hydraulics cover solutions range.

*High-tensile
textile breaker*

*Anti-Wear
outer cover*



Armoured Cover Hose Structure

The An
and offer

Putting it to

In standard ISO
The test lasts for 2,
performance.

However, to truly test the
reciprocating load was used,
was determined. In this case

**Whilst hoses with the
competition in standard
longer before the**

Armoured Cover

The Armoured Cover is the culmination of years of research and development into both hose structural design and rubber compound formulation. This innovative new cover concept is made up of two fundamental elements:

- Outer cover made from a proprietary, specially formulated anti-wear rubber compound
- High-tensile textile breaker layer

Armoured Cover is used on the 35 MPa and 42 MPa (\geq DN 19) families of ForeMaster hoses as one of the highest levels of abrasion and scratch resistance available on the market today.

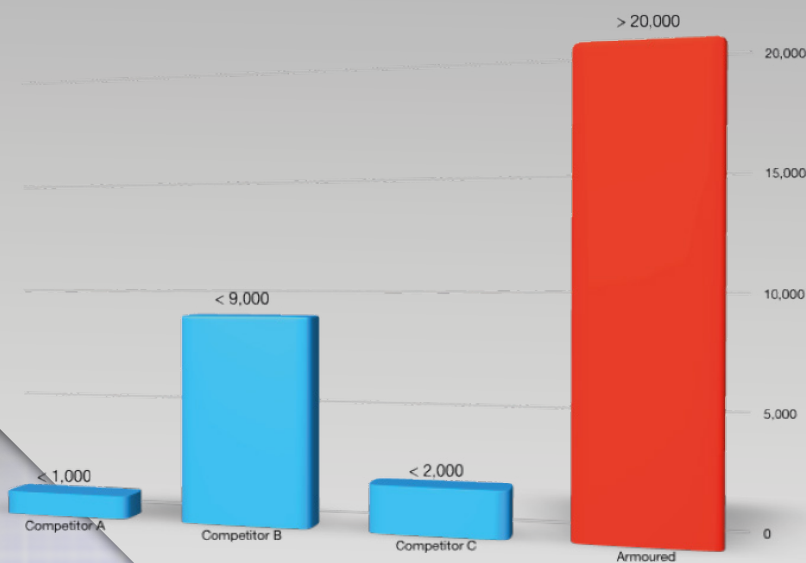
to the test

In ISO 6945 abrasion tests a reciprocating 5kg load is used to create wear on the hose cover. After 1,000 cycles and measures the mass of material lost. The lower the result, the better the performance.


To test the performance of the Armoured Cover, Manuli devised a more severe test. A 10kg load is used and the number of cycles required to expose the steel reinforcement is measured. The higher the result, the better the performance.

The Armoured Cover performed up to 4 times better than the standard ISO 6945 abrasion tests, they lasted as much as 30 times longer before the steel reinforcement was exposed.


Number of Cycles Before Reinforcement Exposure




Modified ISO 6945 Abrasion Test, 10kg vertical force



2,000 cycles (10kg)



20,000 cycles (10kg)



60,000 cycles (10kg)

FOREMASTER/21

OUTSTANDING ABRASION RESISTANCE



TECHNICAL DATA

PART REF.	HOSE SIZE			R.O.D		O.D		MAX. W.P		BURST		MIN. BEND		WEIGHT		FITTINGS	
	DN	dash	inch	mm	inch	mm	inch	bar	psi	bar	psi	mm	inch	g/m	lb/ft	Std 1	Std 2
H01166A06*	6	-4	1/4"	10.2	0.40	12.0	0.47	210	3,040	840	12,180	50	1.97	177	0.12	MF+M00120-04	OPF-04
H01166A08*	8	-5	5/16"	11.5	0.45	13.6	0.54	210	3,040	840	12,180	55	2.17	207	0.14	MF+M00120-05	OPF-05
H01166A10*	10	-6	3/8"	14.4	0.57	16.4	0.65	210	3,040	840	12,180	65	2.56	301	0.20	MF+M00120-06	OPF-06
H01166A12*	12	-8	1/2"	18.1	0.71	20.3	0.80	210	3,040	840	12,180	90	3.54	441	0.30	MF+M00120-08	OPF-08
H01166A16*	16	-10	5/8"	22.2	0.87	24.2	0.95	210	3,040	840	12,180	100	3.94	616	0.41	MF+M00120-10	OPF-10
H01166A19*	19	-12	3/4"	25.6	1.01	27.7	1.09	210	3,040	840	12,180	120	4.72	761	0.51	MF+M00120-12	OPF-12
H01166A25*	25	-16	1"	33.0	1.30	35.2	1.39	210	3,040	840	12,180	150	5.91	1,172	0.79	MF+M00130-16	OPF-16

KEY FEATURES

- Extreme abrasion resistance
- Impact and scratch resistant cover
- Very low bend radius to suit restricted space installations
- Highly robust and compact hose structure compared to rated pressure
- High resistance to environmental agents
- Vacuum resistance according to SAE 100R4 requirements

APPLICATIONS & FLUIDS

- Low and medium pressure hydraulic lines with installation constraints, pilot lines, return, drain and suction lines
- Mineral oils, vegetable oils and synthetic ester based oils (up to 100°C/212°F), glycols and polyglycols, mineral oils in aqueous emulsion, water

CONTINUOUS SERVICE TEMPERATURE RANGE

-46 °C, -50 °F

121 °C, 250 °F

TUBE

Oil resistant synthetic rubber

REINFORCEMENT

One wire braid (DN 6-12). Two wire braid (DN 16-25)

COVER

R.O.C.
Synthetic rubber with extreme abrasion and ozone resistance

APPLICABLE SPECS


ISO 18752-C; Exceeds SAE J517 Type 100R17 & ISO 11237-R17

TYPE APPROVALS

MSHA

FOREMASTER/28

OUTSTANDING ABRASION RESISTANCE



TECHNICAL DATA

PART REF.	HOSE SIZE			R.O.D		O.D		MAX. W.P		BURST		MIN. BEND		WEIGHT		FITTINGS	
	DN	dash	inch	mm	inch	mm	inch	bar	psi	bar	psi	mm	inch	g/m	lb/ft	Std 1	Std 2
H01167A06*	6	-4	1/4"	11.6	0.46	13.2	0.52	280	4,060	1,120	16,240	50	1.97	254	0.17	MF+M00120-04	OPF-04
H01167A08*	8	-5	5/16"	12.9	0.51	14.5	0.57	280	4,060	1,120	16,240	55	2.17	279	0.19	MF+M00120-05	OPF-05
H01167A10*	10	-6	3/8"	15.4	0.61	17.0	0.67	280	4,060	1,120	16,240	63	2.48	374	0.25	MF+M00120-06	OPF-06
H01167A12*	12	-8	1/2"	18.5	0.73	20.3	0.80	280	4,060	1,120	16,240	80	3.15	488	0.33	MF+M00120-08	OPF-08
H01167A16*	16	-10	5/8"	22.7	0.89	24.7	0.97	280	4,060	1,120	16,240	90	3.54	719	0.48	MF+M00120-10	OPF-10
H01167A19*	19	-12	3/4"	27.1	1.07	29.3	1.15	280	4,060	1,120	16,240	120	4.72	1,040	0.70	MF+M00120-12	OPK-12

KEY FEATURES

- Extreme abrasion resistance
- Impact and scratch resistant cover
- Very low bend radius to suit restricted space installations
- Highly robust and compact hose structure compared to rated pressure
- High resistance to environmental agents
- Vacuum resistance according to SAE 100R4 requirements

APPLICATIONS & FLUIDS

- Medium and high pressure hydraulic lines with installation constraints, pilot lines, return, drain and suction lines
- Mineral oils, vegetable oils and synthetic ester based oils (up to 100°C/212°F), glycols and polyglycols, mineral oils in aqueous emulsion, water

CONTINUOUS SERVICE TEMPERATURE RANGE

-46 °C, -50 °F

121 °C, 250 °F

TUBE

Oil resistant synthetic rubber

REINFORCEMENT

Two high tensile wire braids

COVER

R.O.C.

Synthetic rubber with extreme abrasion and ozone resistance

APPLICABLE SPECS


ISO 18752-C; Exceeds SAE J517 Type 100R19 & ISO 11237-R19

TYPE APPROVALS

MSHA

FOREMASTER/35

EXTREME SCRATCHING RESISTANCE



TECHNICAL DATA

PART REF.	HOSE SIZE			R.O.D		O.D		MAX. W.P		BURST		MIN. BEND		WEIGHT		FITTINGS	
	DN	dash	inch	mm	inch	mm	inch	bar	psi	bar	psi	mm	inch	g/m	lb/ft	Std 1	Std 2
H10133010*	10	-6	3/8"	15.5	0.61	17.1	0.67	350	5,070	1,400	20,300	65	2.56	440	0.30	MF+M00120-06	
H10133012*	12	-8	1/2"	18.6	0.73	20.6	0.81	350	5,070	1,400	20,300	80	3.15	573	0.39	MF+M00120-08	
H10133019*	19	-12	3/4"	27.5	1.08	31.7	1.25	350	5,070	1,400	20,300	140	5.51	1,251	0.84	IP+M01500-12	SP+M05400-12
H10133025*	25	-16	1"	34.6	1.36	38.8	1.53	350	5,070	1,400	20,300	190	7.48	1,843	1.24	IP+M01500-16	SP+M05400-16
H10133031*	31	-20	1.1/4"	42.1	1.66	47.1	1.85	350	5,070	1,400	20,300	230	9.06	2,484	1.67	IP+M01500-20	
H10133038*	38	-24	1.1/2"	52.9	2.08	57.9	2.28	350	5,070	1,400	20,300	300	11.81	4,268	2.87	IP+M01600-24	
H10133051*	51	-32	2"	66.8	2.63	72.2	2.84	350	5,070	1,400	20,300	360	14.17	6,278	4.22	IP+M01800-32	

KEY FEATURES

- Extremely high abrasion resistance, long life before reinforcement scratching
- Special composite cover layer with textile reinforcement for maximum resistance in harsh environments
- Very low bend radius to suit restricted space installations
- Good flexibility across the whole temperature range
- Easy mounting in any installation
- Highly robust and compact hose structure compared to rated pressure
- High resistance to environmental agents
- High impulse resistance according to ISO 18752 requirements

APPLICATIONS & FLUIDS

- High pressure power lines for general hydraulics
- Designed for forestry machines, booms and harvester heads, harsh environments and severe abrasion
- Mineral oils, vegetable oils and synthetic ester based oils (up to 100°C/212°F), glycols and polyglycols, mineral oils in aqueous emulsion, water

CONTINUOUS SERVICE TEMPERATURE RANGE

-46 °C, -50 °F

121 °C, 250 °F

TUBE

Oil resistant synthetic rubber

REINFORCEMENT

DN 6 - 12: Two wire braids; DN 19 - 31: Four high tensile steel spirals; DN 38 & 51: Six high tensile steel spirals

COVER

DN 10-12 - R.O.C.

Synthetic rubber with extreme abrasion and ozone resistance

DN 19 and larger - ARMoured

Synthetic rubber composite cover with textile reinforcement, high abrasion and very high scratch resistance

APPLICABLE SPECS


Manuli® Design, ref. ISO 18752-C

TYPE APPROVALS

MSHA; CU-TR

FOREMASTER/42

EXTREME SCRATCHING RESISTANCE



TECHNICAL DATA

PART REF.	HOSE SIZE			R.O.D		O.D		MAX. W.P		BURST		MIN. BEND		WEIGHT		FITTINGS	
	DN	dash	inch	mm	inch	mm	inch	bar	psi	bar	psi	mm	inch	g/m	lb/ft	Std 1	Std 2
H10134006*	6	-4	1/4"	11.3	0.44	13.1	0.51	420	6,090	1,680	24,360	45	1.77	284	0.19	MF+M00120-04	
H10134010*	10	-6	3/8"	17.6	0.69	20.0	0.78	420	6,090	1,680	24,360	100	3.93	684	0.46	MF+M00910-06	
H10134012*	12	-8	1/2"	20.3	0.79	22.7	0.89	420	6,090	1,680	24,360	120	4.72	797	0.54	MF+M00910-08	
H10134016*	16	-10	5/8"	23.9	0.94	26.4	1.03	420	6,090	1,680	24,360	140	5.51	982	0.66	MF+M01500-10	
H10134019*	19	-12	3/4"	27.7	1.09	31.9	1.26	420	6,090	1,680	24,360	150	5.91	1,356	0.91	IP+M01500-12	
H10134025*	25	-16	1"	34.8	1.37	39.0	1.54	420	6,090	1,680	24,360	210	8.27	2,079	1.40	IP+M01500-16	
H10134031*	31	-20	1.1/4"	42.2	1.66	46.5	1.83	420	6,090	1,680	24,360	260	10.24	2,474	1.66	IP+M01500-20	
H10134038*	38	-24	1.1/2"	53.2	2.09	58.2	2.29	420	6,090	1,680	24,360	310	12.20	4,536	1.40	IP+M01600-24	
H10134051*	51	-32	2"	68.9	2.71	73.5	2.89	420	6,090	1,680	24,360	500	19.69	7,325	4.92	IS+M02700-32	SPGX+M05500-32GX

KEY FEATURES

- Extremely high abrasion resistance, long life before reinforcement scratching
- Special composite cover layer with textile reinforcement for maximum resistance in harsh environments
- Very low bend radius to suit restricted space installations
- Good flexibility across the whole temperature range
- Easy mounting in any installation
- Highly robust and compact hose structure compared to rated pressure
- High resistance to environmental agents
- High impulse resistance according to ISO 18752 requirements

APPLICATIONS & FLUIDS

- High pressure power lines for general hydraulics
- Designed for forestry machines, booms and harvester heads, harsh environments and severe abrasion
- Mineral oils, vegetable oils and synthetic ester based oils (up to 100°C/212°F), glycols and polyglycols, mineral oils in aqueous emulsion, water

CONTINUOUS SERVICE TEMPERATURE RANGE

-46 °C, -50 °F

121 °C, 250 °F

TUBE

Oil resistant synthetic rubber

REINFORCEMENT

DN 6: Two wire braids; DN 10 - 31: Four high tensile steel spirals; DN 38 & 51: Six high tensile steel spirals

COVER

DN 6-16 - R.O.C.

Synthetic rubber with extreme abrasion and ozone resistance

DN 19 and larger - ARMoured

Synthetic rubber composite cover with textile reinforcement, high abrasion and very high scratch resistance

APPLICABLE SPECS

Manuli® Design, ref. ISO 18752-C

TYPE APPROVALS

MSHA; CU-TR



www.manuli-hydraulics.com

*© Copyright 2018 Manuli Hydraulics. All rights reserved.
All product names are either trademarks or registered trademarks of
Manuli Hydraulics or Manuli Rubber Industries unless otherwise stated.*



Global Sales & Marketing Office, 10th Floor Bridgewater House,
58 - 60 Whitworth Street, Manchester, UK, M1 6LT
Tel: +44 (0)161 8711130; Email: marketing@manuli-hydraulics.com